

MASTERCLASS®
— KITCHENS —

The H-LINE Collection

version 2



Established 1975 and Made in the UK 

We have come a long way since we started our journey over 50 years ago and we are extremely proud of our heritage. What began as a one-man start up using second-hand machinery to manufacture furniture for friends and family, has now evolved into a successful second generation business with a combined manufacturing space, across two plants, of 200,000 square feet and over 250 members of staff.

We believe that you shouldn't have to compromise when it comes to your dream kitchen, that's why our attention to detail and passion for what we do has helped shape our unique and quintessential range of furniture that we offer our customers today.



Award Winning Kitchens

With over 18,000 different cabinet configurations and such a wide and varied range of furniture to choose from, it's no wonder we have picked up some awards along the way.

Choice is at the heart of every Masterclass kitchen design and with 10 ranges, 33 handle rail options, 63 colours and 95 possible combinations to choose from, the journey to creating your dream kitchen begins here...

It Starts with a Conversation

We only supply our furniture through a network of approved and appointed kitchen specialists, who have the knowledge and skills to ensure you get the very best from your Masterclass Kitchen.

They will ask you to complete a kitchen wish list to highlight all of the things you ideally want from your new kitchen, before creating a design that's right for you, your lifestyle and your budget. Masterclass Kitchens are individually manufactured for each and every one of our customers, so it is unique to you and your individual space.

Find your nearest showroom using our website.



Where Memories are Made

The kitchen is so much more than just a place to cook. It has fast become the heart of the home and the hub of family life.

Whether it's enjoying breakfast on a sunny morning, relaxing with mid-afternoon tea, or catching up on the day's events sharing a meal with family and friends, your Masterclass kitchen will create memories that will last a lifetime and we hope they will be good ones.

Don't forget to share your very best memories with us on social media.



The
Lansbury

The *Signature* Collection

Corner Pantry
IN PORTLAND OAK



The
Hathaway

The *Signature* Collection

Shelved Larder with Scalloped Drawers
IN ESPRESSO



The *Signature* Collection

Tall Bi-Fold Larder
IN TUSCAN WALNUT



The
Connery

The *Signature* Collection

Cocktail Cabinet
IN PORTLAND OAK

The *Signature* Collection

Quintessentially Masterclass, The Signature Collection is so much more than a range of highly desirable and iconic pieces of furniture. It is a lifestyle choice, committed to giving you the best possible experience when selecting what goes into your new kitchen.

A range of innovative, design-led storage solutions that are not only practical but beautifully bespoke in appearance. Which one will be your favourite?





Get the look

With ever changing trends and so many different things to take into consideration, we have carefully set out to create a brochure that is full of inspiration and design ideas, which will allow you to discover your dream kitchen.

To achieve your desired look, let us walk you through a variety of combinations that bring together colour, texture and design elements in ways that will set your kitchen apart. After all, we have spent over 50 years honing our craft and perfecting our range. Rest assured, you are in safe hands.

Discover a wide range of mix and match design options within each colour palette, including warming woods, striking stone and marble effect ranges, and modern flat slab-styled kitchens. You can then select the perfect storage and design features for your kitchen from the Signature Collection at the back of the brochure.

Let's talk about colour...

CHOOSING YOUR PERFECT COLOUR, TEXTURE AND FINISH

We have created a diverse colour palette that allows you to reflect your personality within your new kitchen.

<h3>Step 1</h3> <p>Our Cool and Warm palettes are the perfect starting point. Create a neutral scheme by mixing, matching, or contrasting warm and cool tones, or style your kitchen with a base colour and enhance it with an accent, texture, or both for impact.</p>	<h3>Step 2</h3> <p>Be bold and embrace your favourite accent colour to bring flair and excitement to your design. It's the perfect way to personalise your kitchen and make it truly stand out.</p>	<h3>Step 3</h3> <p>Add depth and glamour to your kitchen with textured elements such as stone, marble, timber, or a metallic-effect finishes. Many also come as matching worksurfaces, splashbacks, and upstands, shown in the range finder at the back of the brochure.</p>	<h3>Step 4</h3> <p>Finally, choosing a handle rail in a complementary or contrasting finish will define your style and make a real design statement.</p>
---	---	--	--

Step 1

Choose your base tone

The Warm Palette

IVORY	HERITAGE GREY	CHALK	HIGHLAND STONE	FARRINGTON GREY	STONE GREY	BUTTER YELLOW	SUNSET	CLAY	LAVA	BURNT UMBER

The Cool Palette

WHITE	SCOTS GREY	LIGHT GREY	DUST GREY	CHARCOAL	GRAPHITE	ONYX

Step 2

Introduce an accent colour

Glorious Greens

SEA SALT	BEACH HOUSE	BISCUIT	SAGE GREEN	OLIVE	WILLOW	NEW FOREST	EVERGREEN

Blissful Blues

COASTAL MIST	WINDSOR BLUE	HEATHER SLATE

Blissful Blues

OXFORD BLUE	INKWELL

Rosy Radiance

WISTERIA	PUMPKIN SPICE	DUSTY PINK	AUTUMN BLUSH	CANDY FLOSS	ROSSO



Step 3

Add some texture

Striking Stones and Marbles									
SILVER OXIDE	PORCELANA GOLD	PORCELANA SILVER	URBAN SUEDE	LEVANTE MARBLE	CARRARA MARBLE	ARCTIC FROST	SILVER SHADOW	STORM CLOUD	EARTH STONE
Striking Stones and Marbles			Magical Metallics						
TRUFFLE PIETRA	MIDNIGHT PIETRA	RUSTIC LEATHER	ALUMINIUM	TITANIUM	BRONZE	COPPER	BRASS		
Warming Woods									
PORTLAND OAK	HENLEY OAK	TUSCAN WALNUT	ESPRESSO	RECLAIMED OAK	BLONDE OAK	MAYFIELD OAK	FARMHOUSE OAK	FLORENCE OAK	ALASKAN OAK


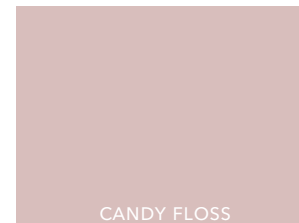


Step 4

33 handle rails to add character

Thirty-Three Handle Rail Options																																
WHITE	SCOTS GREY	LIGHT GREY	GRAPHITE	HERITAGE GREY	HIGHLAND STONE	FARRINGTON GREY	STONE GREY	BUTTER YELLOW	LAVA	COASTAL MIST	WINDSOR BLUE	OXFORD BLUE	SEA SALT	BEACH HOUSE	BISCUIT	SAGE GREEN	OLIVE	WILLOW	NEW FOREST	WISTERIA	PUMPKIN SPICE	CANDY FLOSS	ROSSO	TITANIUM	BRONZE	COPPER	BRASS	BLONDE OAK	PORTLAND OAK	TUSCAN WALNUT	ESPRESSO	ONYX

Explore... *Rosy Radiance*

CONSIDER A SOFT SHADE THAT EXUDES WARMTH, SUCH AS AUTUMN BLUSH, OR GO FOR SOMETHING COMPLETELY DIFFERENT AND OPT FOR A HINT OF ROSSO OR PUMPKIN SPICE TO ADD A SPLASH OF WARM COLOUR TO YOUR NEW KITCHEN SCHEME.





Get the look...

Amalfi Rosso
SMOOTH LACQUERED FLAT SLAB DOOR

Ligna Tuscan Walnut
WOOD EFFECT FLAT SLAB DOOR

Milano Levante Marble
MARBLE EFFECT WORKTOP

Tuscan Walnut
WOOD EFFECT HANDLE RAIL



The Signature Collection
Tall Bi-Fold Larder
IN TUSCAN WALNUT



The Signature Collection
Smoked Glass Cabinets
IN BRONZE



The Signature Collection
Wood Effect Drawers
IN TUSCAN WALNUT

Rosy Radiance
MIX AND MATCH

The
Hathaway

The *Signature* Collection

Kitchen Pantry with Smoked Glass Doors
IN TUSCAN WALNUT

Get the look...

Sutton Autumn Blush

SILK FLAT SLAB DOOR WITH BIRCH PLY EDGE

Sutton White

SILK FLAT SLAB DOOR WITH BIRCH PLY EDGE

Milano Levante Marble

MARBLE EFFECT WORKTOP

White

SILK PAINTED HANDLE RAIL



Birch Ply Edging

SHOWN IN SUTTON AUTUMN BLUSH





Get the look...

Sutton Autumn Blush

SILK FLAT SLAB DOOR WITH MATCHING EDGE

Sutton Highland Stone

SILK FLAT SLAB DOOR WITH MATCHING EDGE

Portland Oak

TEXTURED HANDLE RAIL



The *Signature* Collection

Floating Cabinets

SUTTON HIGHLAND STONE AND PORTLAND OAK HANDLE RAIL

Rosy Radiance
MIX AND MATCH



Explore... *Glorious Greens*

CURIOUS ABOUT HOW TO MAKE THIS TRENDY HUE WORK FOR YOUR SPACE? LOOK NO FURTHER. THIS PALETTE PROVES THAT GREEN IS ONE OF THE MOST VERSATILE COLOUR OPTIONS THERE IS!



SEA SALT



BEACH HOUSE



BISCUIT



SAGE GREEN



OLIVE



WILLOW



NEW FOREST



EVERGREEN





The *Signature* Collection
Cross Wine Rack
IN PORTLAND OAK

Get the look...

Oxwich Willow
GRAINED PAINTED FLAT SLAB DOOR



Ligna Portland Oak
WOOD EFFECT FLAT SLAB DOOR,
CABINETS AND HANDLE RAIL



Milano Levante Marble
STONE EFFECT WORKTOP



The *Signature* Collection

Cross Wine Rack
IN PORTLAND OAK

Glorious Greens
MIX AND MATCH



Get the look...

Sutton New Forest

SILK FLAT SLAB DOOR WITH BIRCH PLY EDGE

Sutton Highland Stone

SILK FLAT SLAB DOOR WITH BIRCH PLY EDGE

Milano Levante Marble

MARBLE EFFECT WORKTOP

Portland Oak

FLOATING SHELVES AND
TEXTURED HANDLE RAIL



Glorious Greens
MIX AND MATCH



Get the look...



Sutton New Forest
SILK FLAT SLAB DOOR



Milano Silver Shadow
STONE EFFECT WORKTOP

Glorious Greens
MIX AND MATCH



Be Inspired by our Real Kitchens

Take a look at how this customer used Glorious Greens in their kitchen scheme.

Visit our website to see more inspirational Real Kitchens.





H-Line Sea Salt
WITH PORTLAND OAK HANDLE RAIL

Be Inspired by our Real Kitchens

Take a look at how this customer used Glorious Greens in their kitchen scheme.

Visit our website to see more inspirational Real Kitchens.









H-Line Sutton and Ligna
NEW FOREST WITH HIGHLAND STONE AND MAYFIELD OAK

Explore... *The Cool Palette*

THE COOL PALETTE IS FABULOUSLY VERSATILE AND LENDS ITSELF TO MANY DIFFERENT LOOKS. MAKE A REAL STATEMENT AND CHOOSE TO GO SUPER DARK OR CONSIDER SCOTS GREY, MIXED WITH A TEXTURED FINISH SUCH AS MILANO LEVANTE MARBLE, FOR A CALM AND COOL IMPACT!





Get the look...

Amalfi Onyx
SMOOTH LACQUERED FLAT SLAB DOOR

Amalfi Sunset
SMOOTH LACQUERED FLAT SLAB DOOR

Onyx
SMOOTH HANDLE RAIL

Onyx
ACOUSTIC WALL PANELS



The *Signature* Collection
Floating Tall Cabinet
IN AMALFI SUNSET



The *Signature* Collection
Corner Cabinet
IN GRAPHITE WITH FLYOVER SHELVES

The Cool Palette
MIX AND MATCH

The *Signature* Collection
Acoustic Wall Panels
IN ONYX

Get the look...

Amalfi Onyx

SMOOTH LACQUERED FLAT SLAB DOOR

Milano Midnight Pietra

STONE EFFECT WORKTOP

Portland Oak

CABINETS

Onyx

ACOUSTIC WALL PANELS



The Cool Palette
MIX AND MATCH

The *Signature* Collection

Acoustic Wall Panels

IN ONYX

Get the look...


Sutton Scots Grey
SILK FLAT SLAB DOOR



Ligna Portland Oak
WOOD EFFECT FLAT SLAB DOOR



Milano Levante Marble
MARBLE EFFECT WORKTOP



Onyx
SMOOTH HANDLE RAIL



The Cool Palette
MIX AND MATCH



Get the look...

Amalfi Onyx
SMOOTH LACQUERED FLAT SLAB DOOR



Ligna Espresso
WOOD EFFECT FLAT SLAB DOOR



The *Signature* Collection
Pan Drawers
IN ESPRESSO

Tuscan Walnut
WOOD EFFECT HANDLE RAIL



The
Hathaway

The *Signature* Collection
Shelved Larder with Scalloped Drawers
IN ESPRESSO



Get the look...

Sutton Light Grey
SILK FLAT SLAB DOOR



Milano Midnight Pietra
STONE EFFECT FLAT SLAB DOOR



Milano Levante Marble
MARBLE EFFECT WORKTOP



Titanium
TEXTURED HANDLE RAIL



The Cool Palette
MIX AND MATCH



Get the look...

Sutton Scots Grey
SILK FLAT SLAB DOOR

Deco Silver Oxide
STONE EFFECT FLAT SLAB DOOR

Milano Levante Marble
MARBLE EFFECT WORKTOP

Onyx
SMOOTH HANDLE RAIL



The Cool Palette
MIX AND MATCH



Get the look...



Larna Graphite
PAINT EFFECT FLAT SLAB DOOR



Milano Midnight Pietra
STONE EFFECT WORKTOP



Titanium
TEXTURED HANDLE RAIL



Sideboard
LARNA GRAPHITE

The Cool Palette
MIX AND MATCH



Get the look...

Sutton Light Grey
SILK FLAT SLAB DOOR



Deco Porcelana Silver
STONE EFFECT FLAT SLAB DOOR



Milano Levante Marble
MARBLE EFFECT WORKTOP



Titanium
TEXTURED HANDLE RAIL



The Cool Palette
MIX AND MATCH



Be Inspired by our Real Kitchens

Take a look at how this customer used The Cool Palette in their kitchen scheme. As seen in **Good Homes**.

Visit our website to see more inspirational Real Kitchens.





H-Line Sutton Graphite
WITH PORTLAND OAK PLINTH AND CABINETRY

Be Inspired by our Real Kitchens

Take a look at how this customer used The Cool Palette in their kitchen scheme.

Visit our website to see more inspirational Real Kitchens.





H-Line Sutton
SCOTS GREY WITH TITANIUM HANDLE RAIL

Be Inspired by our Real Kitchens

Take a look at how this customer used The Cool Palette in their kitchen scheme.

Visit our website to see more inspirational Real Kitchens.





H-Line Amalfi Onyx
WITH BRONZE HANDLE RAIL

Be Inspired by our Real Kitchens

Take a look at how this customer used The Cool Palette in their kitchen scheme.

Visit our website to see more inspirational Real Kitchens.



The Cool Palette
MIX AND MATCH

H-Line Sutton and Ligna

GRAPHITE AND MAYFIELD OAK WITH PORTLAND OAK HANDLE RAIL

Explore... *Blissful Blues*

PERFECT WHEN USED AS AN ACCENT, BLISSFUL BLUES CAN ADD DRAMA WHEN MIXED WITH WOODGRAIN AND STONE FINISHES, SUCH AS LIGNA AND MILANO. ENHANCE THE NATURAL APPEAL OF A PROPERTY BY OPTING FOR WINDSOR BLUE OR OXFORD BLUE AND REALLY MAKE A STATEMENT!



COASTAL MIST



WINDSOR BLUE



HEATHER SLATE



OXFORD BLUE



INKWELL




HEN
LATE



Get the look...

Amalfi Windsor Blue
SMOOTH LACQUERED FLAT SLAB DOOR



The *Signature* Collection
Wood Effect Drawers
IN PORTLAND OAK

Amalfi Scots Grey
SMOOTH LACQUERED FLAT SLAB DOOR



Portland Oak
CABINETS AND HANDLE RAIL



The
Connery

The *Signature* Collection
Cocktail Cabinet
IN PORTLAND OAK



Blissful Blues
MIX AND MATCH

The
Lansbury

The *Signature* Collection
Corner Pantry
IN PORTLAND OAK

Get the look...


Sutton Heather Slate
SILK FLAT SLAB DOOR



Milano Carrara Marble
MARBLE EFFECT FLAT SLAB DOOR,
WORKTOP AND MATCHING SPLASHBACK



Ligna Mayfield Oak
WOOD EFFECT WORKTOP



Metalix Brass
METALLIC SPLASHBACK AND HANDLE RAIL





Get the look...

Sutton Heather Slate
SILK FLAT SLAB DOOR

Milano Carrara Marble
MARBLE EFFECT FLAT SLAB DOOR,
WORKTOP AND MATCHING SPLASHBACK

Metalix Brass
METALLIC SPLASHBACK AND HANDLE RAIL



LINEA

The *Signature* Collection

2m Wide Wall Cabinet
SUTTON HEATHER SLATE



Get the look...

Sutton Inkwell
SILK FLAT SLAB DOOR



Ligna Mayfield Oak
WOOD EFFECT FLAT SLAB DOOR



Milano Levante Marble
MARBLE EFFECT WORKTOP



Blissful Blues
MIX AND MATCH



The *Signature* Collection

Floating Island

SUTTON INKWELL WITH LIGNA MAYFIELD OAK

Get the look...

Sutton Inkwell
SILK FLAT SLAB DOOR

Sutton Farringdon Grey
SILK FLAT SLAB DOOR AND
MATCHING HANDLE RAIL

Milano Carrara Marble
MARBLE EFFECT WORKTOP



VELABIN

The *Signature* Collection

Integrated Bin System
LEGRABOX R-DESIGN



LINEAPLUS

The *Signature* Collection

Widest, Deepest Drawers
LEGRABOX R-DESIGN



LINEA

The *Signature* Collection
2m Wide Cabinets
UP AND OVER WALL CABINET



Sideboard
SUTTON INKWELL

Blissful Blues
MIX AND MATCH



Be Inspired by our Real Kitchens

Take a look at how this customer used Blissful Blues in their kitchen scheme. As seen in **Good Homes**.

Visit our website to see more inspirational Real Kitchens.





H-Line Sutton

INKWELL WITH SCOTS GREY AND OXFORD BLUE HANDLE RAIL

Explore... *The Warm Palette*

THE WARM PALETTE IS THE PERFECT STARTING POINT TO CREATE A PLEASANT AND STYLISH DESIGN. MIX COLOURS SUCH AS HIGHLAND STONE AND LAVA TO CREATE A NEUTRAL, YET STRIKING LOOK WITHIN A STATEMENT TWO-TONE KITCHEN. ALTERNATIVELY, CHOOSE A BASE TONE AND THEN LAYER WITH ONE OF OUR MORE VIBRANT COLOURS AND ADD TEXTURE TO GIVE A BOLD, YET COHESIVE LOOK.





Get the look...

Lumina Highland Stone
HIGH GLOSS FLAT SLAB DOOR

Madoc Urban Suede
STONE EFFECT FLAT SLAB DOOR

Milano Arctic Frost
STONE EFFECT WORKTOP

Metalix Bronze
METALLIC HANDLE RAIL

Portland Oak
WINE RACK



The *Signature* Collection

Stacked Wine Rack
PORTLAND OAK

The Warm Palette
MIX AND MATCH



Get the look...

Sutton Burnt Umber
SILK FLAT SLAB DOOR



Ligna Farmhouse Oak
WOOD EFFECT FLAT SLAB DOOR
AND MATCHING WORKTOP



Lumina Highland Stone
HIGH GLOSS FLAT SLAB DOOR



Milano Arctic Frost
STONE EFFECT DOOR AND WORKTOP



Metalix Bronze
METALLIC SPLASHBACK AND HANDLE RAIL





Get the look...

Sutton Highland Stone
SILK FLAT SLAB DOOR

Sutton Autumn Blush
SILK FLAT SLAB DOOR


Milano Carrara Marble
MARBLE EFFECT WORKTOP

Stone Grey
SILK PAINTED HANDLE RAIL


Portland Oak
CABINETY



Sideboard with Media Shelf
SUTTON AUTUMN BLUSH



Sideboard with Media Shelf
SUTTON AUTUMN BLUSH



The Warm Palette
MIX AND MATCH



Get the look...

Sutton Highland Stone
SILK FLAT SLAB DOOR



Madoc Henley Oak
WOOD EFFECT FLAT SLAB DOOR



Milano Rustic Leather
STONE EFFECT WORKTOP



Metalix Brass
METALLIC SPLASHBACK AND HANDLE RAIL



Under Cabinet Lighting
IN MADOC HENLEY OAK



The Signature Collection
Sliding Door Cabinets
IN MADOC HENLEY OAK

The Warm Palette
MIX AND MATCH



Get the look...

Sutton Highland Stone
SILK FLAT SLAB DOOR WITH
MATCHING HANDLE RAIL

Sutton Farrington Grey
SILK FLAT SLAB DOOR WITH
MATCHING HANDLE RAIL

Milano Silver Shadow
STONE EFFECT WORKTOP

Ligna Farmhouse Oak
WOOD EFFECT WORKTOP



The Warm Palette
MIX AND MATCH



Get the look...

Madoc Reclaimed Oak
WOOD EFFECT FLAT SLAB DOOR

Milano Levante Marble
MARBLE EFFECT WORKTOP

Portland Oak
WINE RACK

Farringdon Grey
SILK PAINTED HANDLE RAIL



The *Signature* Collection

Stacked Wine Rack
PORTLAND OAK



INTEGRATED UNDER CABINET LIGHTING

Get the look...

Larna Highland Stone
PAINT EFFECT FLAT SLAB DOOR

Milano Levante Marble
MARBLE EFFECT WORKTOP

Stone Grey
SILK PAINTED HANDLE RAIL



LINEA

The *Signature* Collection

1.8m Wide Drawers
LARNA HIGHLAND STONE

The Warm Palette
MIX AND MATCH




Be Inspired by our Real Kitchens

Take a look at how this customer used The Warm Palette in their kitchen scheme. As seen on **Grand Designs**.

Visit our website to see more inspirational Real Kitchens.






H-Line Sutton Burnt Umber, Ligna Farmhouse Oak and Madoc Urban Suede
WITH METALIX BRONZE HANDLE RAIL AND PLINTH

Be Inspired by our Real Kitchens

Take a look at how this customer used The Warm Palette in their kitchen scheme.

Visit our website to see more inspirational Real Kitchens.





H-Line Madoc Reclaimed Oak
WITH METALIX BRONZE

Be Inspired by our Real Kitchens

Take a look at how this customer used The Warm Palette in their kitchen scheme. As seen in **KBB Magazine**.

Visit our website to see more inspirational Real Kitchens.





H-Line Lumina
STONE GREY WITH TITANIUM HANDLE RAIL

The *Signature* Collection

Beauty is more than skin deep

Quintessentially Masterclass, The Signature Collection is so much more than a range of highly desirable and iconic pieces of furniture. It is a lifestyle choice, committed to giving you the best possible experience when selecting what goes into your new kitchen.

A range of innovative and iconic, design-led storage solutions that are not only practical but beautifully bespoke in appearance. Which one will be your favourite?

SPACETOWER

Internal Drawer Larder

If you want the ultimate kitchen storage, look no further than SpaceTower. One of the main benefits is the easy access from every angle – you can reach every item with complete ease. Perfect for the modest kitchen that needs to maximise storage space.

- ✓ Included internal lighting, as standard
- ✓ 1857mm, 2002mm and 2182mm height options



✓ Lifetime guarantee on all Blum moving parts

Width Options

300MM (SLIMLINE)	400MM (SLIMLINE)	500MM (SLIMLINE)
600MM (SLIMLINE)	800MM	900MM
1000MM		

Colour Options

BLONDE OAK	PORTLAND OAK	TUSCAN WALNUT
ESPRESSO	LEGRABOX R-DESIGN	



SLIMLINE SPACETOWER WITH INTEGRATED LIGHTING IN TUSCAN WALNUT WITH MATCHING TUSCAN WALNUT CABINETS AND DOORS

MAGNASPACE

The Pull-Out Larder

A storage system that is strong, versatile and flexible. MagnaSpace will carry vastly more weight than alternative wirework systems and suit the needs of the most demanding of spaces and the most discerning of customers.

- ✓ Perfect for the meticulous organiser who desires all their essentials to be in one easy-to-reach place
- ✓ 1250mm, 1857mm, 2002mm, 2182mm tall height options



✓ Lifetime guarantee on all Blum moving parts

Base and Tall Width Options

150MM (BASE ONLY)	300MM	400MM
----------------------	-------	-------

500MM	600MM
-------	-------

Colour Options

BLONDE OAK	PORTLAND OAK	TUSCAN WALNUT
------------	--------------	---------------

ESPRESSO	LEGRABOX R-DESIGN
----------	-------------------



MAGNASPACE TALL PULL-OUT IN LEGRABOX R-DESIGN



MAGNASPACE BASE CABINET IN LEGRABOX R-DESIGN

The
Connery

The Cocktail Cabinet

The Connery evokes a sense of glamour and occasion. A timeless feature and a jewel of the kitchen, the cocktail cabinet will always be a true classic.

- ✓ Perfect for the committed cocktail connoisseur and party host
- ✓ Included internal lighting, as standard
- ✓ 2002mm height option
- ✓ Push-to-open for double door options



✓ Lifetime guarantee on all Blum moving parts

Width Options

500MM (SLIMLINE)	600MM (SLIMLINE)	
800MM	900MM	1000MM

Colour Options

BLONDE OAK	PORTLAND OAK	TUSCAN WALNUT
ESPRESSO	LEGRABOX R-DESIGN	



THE CONNERY, SHOWN IN PORTLAND OAK, 1000MM WIDE

The
Lansbury

The Corner Pantry

A twist on the classic corner pantry, The Lansbury is a stand-out feature that will assist you with all of your organisational needs.

- ✓ Perfect for a busy lifestyle that requires maximum storage space
- ✓ Consider your perfect walk-in pantry available in all of our cabinet colour options to match your kitchen design perfectly
- ✓ Push motion opening
- ✓ Included internal lighting, as standard



✓ Lifetime guarantee on all Blum moving parts

Height Options

2002MM

2182MM

Colour Options

13 CABINET
COLOURS



THE LANSBURY IN PORTLAND OAK

The Hathaway

The Chef's Pantry

A quintessential storage feature that can be personalised to your needs, The Hathaway will quickly become your best friend in the kitchen.

- ✓ Included internal lighting, as standard
- ✓ Put prized possessions on show and create a statement with glass doors and shelving
- ✓ 3 options with glass doors
- ✓ 2 options with full height range doors
- ✓ 1970mm and 2002mm height options.




✓ Lifetime guarantee on all Blum moving parts

Width Options

500MM (SINGLE DOOR)	600MM (SINGLE DOOR)	1000MM
------------------------	------------------------	--------

1200MM

Cabinet Colour Options



SHELVED LARDER WITH SCALLOPED DRAWERS IN ESPRESSO



INTEGRATED LIGHTING AS STANDARD



LEFT AND RIGHT: DISPLAY LARDER WITH SMOKED GLASS DOORS.
CENTRE: GLASS SHELVED LARDER WITH SMOKED GLASS DOORS.

LINEA

LINEAPLUS

Widest Drawer and Wall Units

Create a stunning modern design with our widest ever cabinets. Available up to 2 meters wide, Linea base and lift up wall cabinets allow you to create an individual stand out design within your kitchen. LineaPlus are the widest, deepest drawers on the market. They have to be seen to be believed!

✓ Available ranges: Amalfi, Deco, Larna, Ligna, Lumina, Madoc, Oxwich, Sutton. *Metalix and Milano are available up to 1.2m wide*



✓ Lifetime guarantee on Blum all moving parts

Width Options

1200MM	1600MM	1800MM
--------	--------	--------

2000MM

Linea Drawer Box Options

BLONDE OAK	PORTLAND OAK	TUSCAN WALNUT
------------	--------------	---------------

ESPRESSO	LEGRABOX R-DESIGN	*INCLUDING LINEAPLUS
----------	-------------------	----------------------



LINEAPLUS IN LEGRABOX R-DESIGN WITH 140KG WEIGHT CAPACITY



LINEAPLUS IN LEGRABOX R-DESIGN 2M WIDE



LINEAPLUS IN LEGRABOX R-DESIGN 2M WIDE



LINEA UP AND OVER WALL CABINETS



LINEA BI-FOLD WALL CABINETS



LINEA UP AND OVER WALL CABINETS



LINEA LIFT UP WALL CABINETS

VELABIN

Integrated Bin System

The VelaBin is sure to make light work of your kitchen recycling. Featuring an efficient carbon bio filter lid* that prevents unwanted odours from escaping and the beautiful finish means that there is no unsightly wirework to be seen.

- ✓ Boasts the heaviest load and largest capacity on the market
- ✓ One bin system can house all of your recycling needs



✓ Lifetime guarantee on all Blum moving parts

*Not available as standard with the 600mm 64L bin system.

Width Options

400MM	500MM	600MM
600MM (EXTRA DEEP)	700MM	800MM

Drawer Box Options

BLONDE OAK	PORTLAND OAK	TUSCAN WALNUT
ESPRESSO	LEGRABOX R-DESIGN	



VELABIN, 600MM WIDE, IN LEGRABOX R-DESIGN. 64L OF WASTE STORAGE WITH 32L OF ADDITIONAL CABINET STORAGE



VELABIN. 700MM WIDE, IN LEGRABOX R-DESIGN. 80L OF WASTE STORAGE AND 68L OF ADDITIONAL CABINET STORAGE WITH 70KG WEIGHT CAPACITY



LAUNDRY VELABIN, 600MM WIDE, IN LEGRABOX R-DESIGN. 84L OF STORAGE WITH CUTOUTS FOR AIRING LAUNDRY AND 70KG WEIGHT CAPACITY.



VELABIN, 600MM WIDE, IN LEGRABOX R-DESIGN. 84L OF WASTE STORAGE AND 70KG WEIGHT CAPACITY.

Cabinets with Sliding Doors

Our sliding door cabinets are a great alternative to standard doors. The side-to-side mechanism stops doors protruding into walking spaces and soft close makes them a pleasure to use. They come with the benefit of internal lighting for added practicality and a wow factor that will bring a unique look to your home.

- ✓ Perfect for tight spaces and a minimalist design
- ✓ Included internal lighting, as standard
- ✓ Available ranges: Larna, Deco, Madoc, Milano and Ligna
- ✓ Lifetime guarantee on all moving parts

Height Options


288MM	360MM
-------	-------

575MM	720MM
-------	-------

Width Options

1200MM	1600MM
--------	--------

1800MM	2000MM
--------	--------



INCLUDED INTERNAL LIGHTING, AS STANDARD

Cabinets with Bi-Fold Doors

Cabinets with bi-fold doors are both a design statement and a practical addition to any kitchen space. Having doors that don't protrude into walking spaces is a luxurious feature when you're tight on space. Throw open the doors to new possibilities with bi-fold door options and you'll never need to compromise on style with our comprehensive offering.

- ✓ Perfect for tight spaces and a minimalist design
- ✓ Available in tall cabinets only
- ✓ Push-to-open with magnetic catch
- ✓ Lifetime guarantee on all moving parts

Height Options

1857MM	2002MM	2182MM
--------	--------	--------

Tall Bi-Fold Larder Cabinets

600MM	800MM	900MM
-------	-------	-------

1000MM	1200MM	1200MM (4-DOOR OPTION)
--------	--------	------------------------------



Utility and Laundry Room Organisation

Whilst the kitchens are the heart of our homes, utility rooms provide a practical workstation for the house, a dedicated area for laundry and space for other messy household chores. A well-planned utility room caters for washing baskets, ironing boards and vacuum cleaners. Our brand-new internal divider with dedicated ironing board storage ensures everything is perfectly stored when not in use.

- ✓ Dedicated ironing board storage
- ✓ Available for 500mm and 600mm cabinet widths
- ✓ Available for 2002mm and 2182mm larder heights



- ✓ Lifetime guarantee on all Blum moving parts

Visit our website to find out more.



INTERNAL DIVIDER FOR IRONING BOARD STORAGE, SHOWN IN PORTLAND OAK

The *Signature* Collection

Three Drawer Finish Options

The key features you must know about our drawer options:

- ✓ Blonde Oak, Portland Oak, Tuscan Walnut, Espresso and Legrabox R-Design options hold 40kg in a standard drawer and 70kg in a pan drawer
- ✓ Feather light glide with soft-close as standard



✓ Lifetime guarantee on all Blum moving parts



TUSCAN WALNUT



TUSCAN WALNUT DRAWERS



BLONDE OAK



Thirteen Cabinet Colour Options

WHITE	IVORY	SCOTS GREY
LIGHT GREY	HERITAGE GREY	HIGHLAND STONE
STONE GREY	LITHIUM GRAPHITE	WILLOW
BLONDE OAK	PORTLAND OAK	TUSCAN WALNUT
ESPRESSO		



PORTLAND OAK



PORTLAND OAK DRAWERS



ESPRESSO



LEGRABOX R-DESIGN



LEGRABOX R-DESIGN WITH INTERNAL DRAWERS



LEGRABOX R-DESIGN

Modern Design Features



LIGNA ESPRESSO WITH LEGRABOX R-DESIGN DRAWERS



BLACK SMOKED GLASS DOORS, AVAILABLE IN TALL,
WALL AND BASE CABINETS
✓ INCLUDED INTERNAL LIGHTING, AS STANDARD



PHOTOGRAPHER HEIDI MARFITT

FEATURE SPLASHBACK WITH MATCHING DOOR AND WORKTOP



SUTTON AUTUMN BLUSH WITH BIRCH PLY EDGE



BRONZE SMOKED GLASS DOORS, AVAILABLE IN TALL,
WALL AND BASE CABINETS
✓ INCLUDED INTERNAL LIGHTING, AS STANDARD



CORNER CABINET WITH FLYOVER SHELVES

Modern Design Features




The *Signature* Collection

The Media Centre

Add a sleek Media Centre to your open-plan living scheme to integrate beautiful storage into your living area. Choose to match or contrast with your kitchen design and create a truly harmonious design.

Speak to your nearest retailer about further personalising your space by adding a Media Centre into your design.



Choose boldly. Why not?

We have taken you on a journey of colour, texture and finish. Along the way, we have explored how to mix and match different shades to create design statements that are personal to you. Maybe you've already found your winning colour combination. Was it our Warm Greys that caught your attention, or did you perhaps find yourselves captivated by our Blissful Blues?

There's no need to worry if you haven't yet found the dream combination to stop you in your tracks. The following pages will allow you to view all of our kitchen ranges, as well as the compelling colour and texture options we have available.

Choose your colour. Choose your finish. **Choose Masterclass.**

Larna



- MFC flat slab door
- Horizontal grain paint effect to front and back of door
- 1mm ABS edging
- 18mm thick flat slab door



2

Ligna



- MFC flat slab door
- 18mm thick with matching decor front and back
- 1mm matching ABS edge




LIGNA
ALSO AVAILABLE:


- ✓ Matching splashbacks
- ✓ Matching upstands
- ✓ Matching 40mm cut and edged worktops

2

Lumina



- 18mm MDF flat slab door
- High gloss acrylic face
- 1mm radius to external edges
- The reverse of the door has a textured finish
- Matching ABS solid edging
- Choose from a matching or 'duo' glass effect edge



2/3

Madoc



- MFC flat slab door
- Vertical grain structure to front and back
- 1mm matching ABS edge, PUR glued
- 18mm thick flat slab door



HENLEY OAK




RECLAIMED OAK



ESPRESSO

2

Sutton




- MDF core flat slab door
- 'Silk' finished cold pressed front face
- 1mm 'Silk' ABS edging
- 1mm soft radius corners and edges
- The door has a matching reverse
- Doors and drawers 18.5mm thick
- Choose from a matching or Birch Ply effect edge



WHITE



SCOTS GREY



LIGHT GREY




DUST GREY



GRAPHITE



HERITAGE GREY




HIGHLAND STONE



FARRINGTON GREY



STONE GREY



BURNT UMBER



COASTAL MIST



INKWELL



HEATHER SLATE



WILLOW



NEW FOREST



AUTUMN BLUSH



MATCHING ABS EDGE



BIRCH PLY EFFECT EDGE

2

Deco



- MFC flat slab door
- 18mm thick with lifelike decor to the front and a smooth back
- 1mm ABS edging



SILVER OXIDE




PORCELANA SILVER



PORCELANA GOLD

3

Oxwich




5

- MDF slab door
- Painted in a polyester paint to front, back and all edges
- Vertical grain texture
- Doors and drawers 18mm thick

ALSO AVAILABLE IN
 ✓ Our primed option so that you can paint your new kitchen in any colour your heart desires!




Amalfi



5

- A smooth, velvet-to-touch, lacquered flat slab door
- 1mm ABS edge
- Melamine finish to the reverse
- Doors and drawers are 18.6mm thick
- Stain resistant and easy to clean



Milano




6


- MDF flat slab door
- 18mm frontage decor laminated front and reverse (19.2mm finished size)
- 1mm ABS edging




ARCTIC FROST




SILVER SHADOW



RUSTIC LEATHER



LEVANTE MARBLE



CARRARA MARBLE



EARTH STONE



STORM CLOUD



TRUFFLE PIETRA



MIDNIGHT PIETRA

MILANO
ALSO AVAILABLE:

- ✓ Matching splashbacks
- ✓ Matching upstands
- ✓ Matching 20mm cut and edged worktops

Metalix



7


- MDF flat slab door
- 18mm core with silver laminated reverse (19.2mm finished size)
- Laminated front finished with aluminium metallic foil with vertical brushed effect
- 1mm 3D metallic finish edging



ALUMINIUM



TITANIUM



BRONZE



COPPER



BRASS

METALIX
ALSO AVAILABLE:

- ✓ Matching splashbacks
- ✓ Matching upstands

Perfect Pairings

PERSONALISE YOUR HANDLE RAIL

The very definition of a true handleless kitchen is its handle rail, it's what gives your kitchen the wow factor. H-Line has more personalisation options than ever before. Pick one of our 33 handle rail colour options to complement your kitchen, or a contrasting colour to make a real design statement.

Silk Painted Handle Rails



Metallic Handle Rails




Smooth and Textured Handle Rails




Acoustic Wall Panels

ADD FURTHER CUSTOMISATION TO YOUR YOUR DESIGN


Acoustic Wall Panels



BLONDE OAK



PORTLAND OAK



TUSCAN WALNUT



ESPRESSO



ONYX




PORTLAND OAK TEXTURED HANDLE RAIL




BRASS METALLIC HANDLE RAIL




ONYX SMOOTH HANDLE RAIL



TUSCAN WALNUT TEXTURED HANDLE RAIL



TUSCAN WALNUT TEXTURED HANDLE RAIL



PORTLAND OAK TEXTURED HANDLE RAIL

Thinking inside of the box

OUR CABINETRY

How we live in our homes is evolving. Space-saving and easy to use storage solutions remain at the top of our wish lists, so we have torn up the rule book and opened the door to new opportunities.

Our cabinets are easy to use and offer you more space. By eliminating the need for old fashioned centre posts that appear inside most kitchen cabinets, we maximise every bit of available space and have increased the storage capacity by up to 30%!

Why not take a look at your current kitchen to fully appreciate the aesthetic and practical benefits that our market leading cabinetry can bring to your home?



✓ Lifetime guarantee on all Blum moving parts



✓ 10-year warranty on cabinetry



✓ 3-year warranty on door frontages and decor panels



No Centre Post

INCREASED SPACE, EASY ACCESS TO THE FULL WIDTH OF THE CABINET AND MORE USER FRIENDLY

Deeper Cabinets

OUR STANDARD WALL CABINETS OFFER 30% MORE STORAGE CAPACITY

Cabinet Rigidity

THE ALUMINIUM PROFILE PROVIDES ADDED STABILITY



Solid Cabinets

OUR CABINETS ARE BUILT TO LAST, WITH 18MM TOP AND BACK PANELS FOR ADDED STRENGTH AND STABILITY

No Centre Post

INCREASED SPACE, EASY ACCESS TO THE FULL WIDTH OF THE CABINET AND MORE USER FRIENDLY

Deeper Cabinets

OUR STANDARD BASE CABINETS OFFER 17% MORE USEABLE SHELF SPACE

Streamlined Hinge

SUPERIOR INLINE HINGE PLATE NOW OFFERS AN IMPROVED AESTHETIC VIEW

Cabinet Stability

SIX CABINET LEGS WITH SUPERIOR FIXINGS FOR INCREASED CABINET STRENGTH



Range Finder

AMALFI	12-13, 32-35, 38-39, 58-59
DECO	42-43, 46-47
LARNA	44-45, 84-85
LIGNA	64-65, 74-75
LUMINA	72-75
MADOC	12-13, 20-21, 36-39, 72-73, 78-79, 82-83
METALIX	60-63, 74-75, 78-79
MILANO	40-41, 62-63, 74-75
OXWICH	20-21
SUTTON	14-17, 22-25, 36-37, 40-43, 46-47, 62-67, 74-81



Your Dream Kitchen

Can I buy directly from Masterclass Kitchens?

We manufacture our kitchen furniture and only supply via a network of approved and appointed kitchen specialists who possess the knowledge and skills needed to ensure you get the very best from your new Masterclass kitchen. They will be able to show you displays, samples and colour swatches of our products and design and install a kitchen to suit your budget.

Where can I find a Masterclass Kitchens retailer?

The first step of your journey to purchasing your Masterclass kitchen is to visit one of our approved platinum partner kitchen specialists. With new retailers opening up across the UK, your Masterclass retailer should never be too far away.

You can find their details at: masterclasskitchens.co.uk/retailers

What is the Masterclass Kitchens warranty?

All Masterclass kitchens carry a warranty to provide you with complete peace of mind.

Conditions apply, please refer to the website for our terms and conditions.

masterclasskitchens.co.uk/product-tlc



How can I contact Masterclass Kitchens?

If you have a query and want to contact us, please email:

hello@masterclasskitchens.co.uk.

Visit our website to explore our range of kitchens, all things Masterclass and find your local retailer at

masterclasskitchens.co.uk.

How can I find more inspiration from Masterclass Kitchens?

Take a look at our website to see our latest kitchen inspiration and ideas:

masterclasskitchens.co.uk/inspiration

Alternatively, follow us on social media to keep up to date with latest trends, ideas and inspiration.



Please remember that whilst every care is taken to accurately represent the colours in this brochure, as a result of variables in the photographic and printing processes, they may vary from the actual product. The best way to make your final decision on colour and finish is to visit your local retailer who can provide actual samples. Also, as wood is a natural material, the colour, pattern of the grain and the finish may vary. E&OE.

Environmentally Responsible

Our Brochure

By using PEFC paper, we are supporting sustainably managed forests globally. The PEFC logo ensures that the paper comes from sustainably managed forests and recycled and controlled sources. For more information on PEFC-labelled products, visit pefc.org

We use the paper-certified Carbon Neutral by the World Land Trust's Carbon Balanced Programme. The World Land Trust is an international conservation charity that offsets carbon emissions by purchasing and preserving high-value conservation land. For more information, visit carbonbalancedpaper.com

The inks used are vegetable oil based ensuring the brochures are suitable for recycling. Our printing partner holds the environment accreditation ISO 14001.

Our brochures are 100% kerbside recyclable.



www.carbonbalancedpaper.com
CBP018458



100% RECYCLABLE

Our Kitchens

The board we use to create our kitchen cabinets is FSC® certified.

This means we support the conservation of wood as a resource. As a renewable material, it is sustainable; and nature-friendly management ensures the preservation of these areas. This is why we give priority to the processing of wood from certified forests. All wood purchased is monitored with a strict control process within the scope of the EUTimberReg and other forest certification systems.

We only work with FSC® and PEFC accredited forests, which are managed to the highest environmental, social and economic standards. Our supplier is the largest user of recycled material in the wood-based panel industry and focus on preserving the resource of wood.

Recycled wood makes up approximately 40% of a panel. Combined with material sourced by the forestry team, boards are made entirely from waste wood materials. We aim to use quality products that are fit for purpose with as little impact as possible on the environment in terms of waste pollution and energy use.

All packaging used to protect our kitchens during transit and installation, including any plastic banding, is fully recyclable and suitable for kerbside collection.

