







*Established 1975 and Made in the UK* 

We have come a long way since we started our journey over 50 years ago and we are extremely proud of our heritage. What began as a one-man start up using second-hand machinery to manufacture furniture for friends and family, has now evolved into a successful second generation business with a combined manufacturing space, across two plants, of 200,000 square feet and over 250 members of staff.

We believe that you shouldn't have to compromise when it comes to your dream kitchen, that's why our attention to detail and passion for what we do has helped shape our unique and quintessential range of furniture that we offer our customers today.



### *Award Winning Kitchens*

With over 16,000 different cabinet configurations and such a wide and varied range of furniture to choose from, it's no wonder we have picked up some awards along the way.

Choice is at the heart of every Masterclass kitchen design and with 23 ranges, 64 colours and 318 possible combinations to choose from, the journey to creating your dream kitchen begins here...

## *It Starts with a Conversation*

We only supply our furniture through a network of approved and appointed kitchen specialists, who have the knowledge and skills to ensure you get the very best from your Masterclass Kitchen.

They will ask you to complete a kitchen wish list to highlight all of the things you ideally want from your new kitchen, before creating a design that's right for you, your lifestyle and your budget. Masterclass Kitchens are individually manufactured for each and every one of our customers, so it is unique to you and your individual space.

Find your nearest showroom using our website.



## *Where Memories are Made*

The kitchen is so much more than just a place to cook. It has fast become the heart of the home and the hub of family life.

Whether it's enjoying breakfast on a sunny morning, relaxing with mid-afternoon tea, or catching up on the day's events sharing a meal with family and friends, your Masterclass kitchen will create memories that will last a lifetime and we hope they will be good ones.

Don't forget to share your very best memories with us on social media.



The  
Hathaway

The *Signature* Collection

*Kitchen Pantry with Smoked Glass Doors*  
IN TUSCAN WALNUT



The  
Lansbury

The *Signature* Collection

*Corner Pantry*  
IN PORTLAND OAK



The *Signature* Collection

*Bar Dresser with Bi-Fold Doors*

IN BLONDE OAK



The *Signature* Collection

*Internal Drawer Larder*

IN ESPRESSO

## The *Signature* Collection

Quintessentially Masterclass, The Signature Collection is so much more than a range of highly desirable and iconic pieces of furniture. It is a lifestyle choice, committed to giving you the best possible experience when selecting what goes into your new kitchen.

A range of innovative, design-led storage solutions that are not only practical but beautifully bespoke in appearance. Which one will be your favourite?





### *Get the look*

With ever changing trends and so many different things to take into consideration, we have carefully set out to create a brochure that is full of inspiration and design ideas, which will allow you to discover your dream kitchen.

To achieve your desired look, let us walk you through a variety of combinations that bring together colour, texture and design elements in ways that will set your kitchen apart. After all, we have spent over 50 years honing our craft and perfecting our range. Rest assured, you are in safe hands.

Discover a wide range of mix and match design options within each colour palette, including warming woods, striking stone and marble effect ranges, and modern flat slab-styled kitchens. You can then select the perfect storage and design features for your kitchen from the Signature Collection at the back of the brochure.

# Let's talk about colour...

## CHOOSING YOUR PERFECT COLOUR, TEXTURE AND FINISH

We have created a diverse colour palette that allows you to reflect your personality within your new kitchen.

Step 1	Step 2	Step 3	Step 4
<p>Our Cool and Warm palettes are the perfect starting point. Create a neutral scheme by mixing, matching, or contrasting warm and cool tones, or style your kitchen with a base colour and enhance it with an accent, texture, or both for impact.</p>	<p>Be bold and embrace your favourite accent colour to bring flair and excitement to your design. It's the perfect way to personalise your kitchen and make it truly stand out.</p>	<p>Add depth and glamour to your kitchen with textured elements such as stone, marble, timber, or a metallic-effect finishes. Many also come as matching worksurfaces, splashbacks, and upstands, shown in the range finder at the back of the brochure.</p>	<p>Finally, choosing a handle in a complementary or contrasting finish will define your style and make a real design statement.</p>

## Step 1

Choose your base tone

*The Warm Palette*

IVORY	HERITAGE GREY	CHALK	HIGHLAND STONE	FARRINGTON GREY	STONE GREY	BUTTER YELLOW	SUNSET	CLAY	LAVA	BURNT UMBER

*The Cool Palette*

WHITE	SCOTS GREY	LIGHT GREY	DUST GREY	CHARCOAL	GRAPHITE	ONYX

## Step 2

Introduce an accent colour

*Glorious Greens*

SEA SALT	BEACH HOUSE	BISCUIT	SAGE GREEN	OLIVE	WILLOW	NEW FOREST	PINE GREEN	EVERGREEN

*Blissful Blues*

COASTAL MIST	WINDSOR BLUE

*Blissful Blues*

HEATHER SLATE	OXFORD BLUE	INKWELL

*Rosy Radiance*

WISTERIA	PUMPKIN SPICE	DUSTY PINK	AUTUMN BLUSH	CANDY FLOSS	ROSSO




### Step 3

Add some texture


Striking Stones and Marbles



Striking Stones and Marbles      Magical Metallics




Warming Woods



167 Handle Options

### Step 4

Define your handle style



# Explore... *Glorious Greens*

CURIOUS ABOUT HOW TO MAKE THIS TRENDY HUE WORK FOR YOUR SPACE? LOOK NO FURTHER. THIS PALETTE PROVES THAT GREEN IS ONE OF THE MOST VERSATILE COLOUR OPTIONS THERE IS!



SEA SALT



BEACH HOUSE



BISCUIT



SAGE GREEN



OLIVE



WILLOW



NEW FOREST



PINE GREEN



EVERGREEN






Get the look...



*Hatfield Willow*  
PAINT EFFECT CLASSIC SHAKER DOOR



*Tuscan Walnut*  
CABINERY



*Milano Levante Marble*  
STONE EFFECT WORKTOP



*Classic Shaker*  
GLORIOUS GREENS



Get the look...

Bloomsbury Sage Green  
SILK PAINTED SLIM SHAKER DOOR

Bloomsbury Olive  
SILK PAINTED SLIM SHAKER DOOR

Milano Carrara Marble  
STONE EFFECT WORKTOP AND SPLASHBACK

Portland Oak  
CABINERY



The Signature Collection

*Breakfast Dresser with Bi-Fold Doors*  
340MM DEPTH OPTION IN PORTLAND OAK



The Signature Collection

*Country Dresser with Bi-Fold Doors*  
600MM DEPTH OPTION IN PORTLAND OAK

*Classic Shaker*  
GLORIOUS GREENS



Get the look...

*Bloomsbury Sage Green*  
SILK PAINTED SLIM SHAKER DOOR

*Bloomsbury Olive*  
SILK PAINTED SLIM SHAKER DOOR

*Milano Carrara Marble*  
STONE EFFECT WORKTOP AND SPLASHBACK

*Portland Oak*  
CABINETY



The *Signature* Collection  
*Display Dresser with Bi-Fold Doors*  
340MM DEPTH OPTION IN PORTLAND OAK



The *Signature* Collection  
*Bar Dresser with Bi-Fold Doors*  
340MM DEPTH OPTION IN PORTLAND OAK

*Classic Shaker*  
GLORIOUS GREENS



The *Signature* Collection  
*Wine Drawers*  
IN PORTLAND OAK

Get the look...

Hawksmoor *Beach House*  
ASH PAINTED FAUX IN-FRAME DOOR



Hawksmoor *Sea Salt*  
ASH PAINTED FAUX IN-FRAME DOOR



Milano *Levante Marble*  
STONE EFFECT WORKTOP AND SPLASHBACK

Portland *Oak*  
CABINETRY



The *Signature* Collection

*Glass Wall Cabinets*

IN HAWKSMOOR SEA SALT WITH PORTLAND OAK CABINETRY

*Classic Shaker*  
GLORIOUS GREENS



Get the look...

Marlborough *Hunter Green*  
SILK PAINTED SHAKER DOOR

Marlborough *Farringdon Grey*  
SILK PAINTED SHAKER DOOR

Milano *Levante Marble*  
STONE EFFECT WORKTOP AND SPLASHBACK

Portland *Oak*  
CABINERY



The *Signature* Collection

*French Mantle*

IN MARLBOROUGH HUNTER GREEN



Get the look...

*Kensington Pine Green*

PAINT EFFECT FIVE-PIECE SLIM SHAKER DOOR



*Kensington Light Grey*

PAINT EFFECT FIVE-PIECE SLIM SHAKER DOOR



*Milano Levante Marble*

STONE EFFECT WORKTOP AND SPLASHBACK

*Tuscan Walnut*  
CABINERY



MAGNASPACE

The *Signature* Collection

*Pull-Out*

IN TUSCAN WALNUT



Get the look...

Hardwick New Forest  
ASH PAINTED SLIM SHAKER DOOR

Hardwick Highland Stone  
ASH PAINTED SLIM SHAKER DOOR

Milano Carrara Marble  
STONE EFFECT WORKTOP AND SPLASHBACK

Portland Oak  
CABINERY



The Signature Collection  
Crate Drawers  
IN PORTLAND OAK



The Signature Collection  
Wine Drawers  
IN PORTLAND OAK



*Get the look...*

*Hardwick New Forest*  
ASH PAINTED SLIM SHAKER DOOR

*Hardwick Highland Stone*  
ASH PAINTED SLIM SHAKER DOOR

*Milano Carrara Marble*  
STONE EFFECT WORKTOP AND SPLASHBACK

*Portland Oak*  
CABINETS



*Classic Shaker*  
GLORIOUS GREENS



*Get the look...*

*Sutton New Forest*  
SILK FLAT SLAB DOOR

*Lumina Highland Stone*  
HIGH GLOSS FLAT SLAB DOOR

*Milano Earth Stone*  
STONE EFFECT WORKTOP

*Ligna Florence Oak*  
WOOD EFFECT WORKTOP

*Metalix Copper*  
SPLASHBACK





*Get the look...*

*Oxwich New Forest*  
GRAINED PAINTED FLAT SLAB DOOR

*Oxwich Farringdon Grey*  
GRAINED PAINTED FLAT SLAB DOOR

*Milano Truffle Pietra*  
STONE EFFECT WORKTOP



The *Signature* Collection

*Freestanding Island*  
IN OXWICH FARRINGTON GREY



*Be Inspired by our Real Kitchens*

Take a look at how this customer used Glorious Green in their kitchen scheme.

Visit our website to see more inspirational Real Kitchens.



The  
Hathaway

The Signature Collection

*Kitchen Pantry*  
IN TUSCAN WALNUT



The Signature Collection  
*Reeded Glass Wall Cabinets*  
IN HARDWICK OLIVE



*Tuscan Walnut Drawers*  
IN HARDWICK OLIVE



*Be Inspired by our Real Kitchens*

Take a look at how this customer used Glorious Green in their kitchen scheme.

Visit our website to see more inspirational Real Kitchens.



The *Signature* Collection  
*Wine Drawers*  
IN PORTLAND OAK



The *Signature* Collection  
*Clifton Sea Salt Bi-Fold Doors*  
ASH PAINTED FAUX IN-FRAME DOOR



The *Signature* Collection  
*Breakfast Dresser with Bi-Fold Doors*  
IN PORTLAND OAK



*Hawksmoor Beach House and Sea Salt*  
ASH PAINTED FAUX IN-FRAME DOOR

*Be Inspired by our Real Kitchens*

Take a look at how this customer used Glorious Green in their kitchen scheme.

Visit our website to see more inspirational Real Kitchens.



The *Signature* Collection

*Bar Dresser with Bi-Fold Doors*

340MM DEPTH OPTION IN PORTLAND OAK

*Classic Shaker*  
GLORIOUS GREENS

*Hardwick New Forest*  
ASH PAINTED SLIM SHAKER DOOR

# Explore... *The Warm Palette*

THE WARM PALETTE IS THE PERFECT STARTING POINT TO CREATE A PLEASANT AND STYLISH DESIGN. MIX COLOURS SUCH AS HIGHLAND STONE AND LAVA TO CREATE A NEUTRAL, YET STRIKING LOOK WITHIN A STATEMENT TWO-TONE KITCHEN. ALTERNATIVELY, CHOOSE A BASE TONE AND THEN LAYER WITH ONE OF OUR MORE VIBRANT COLOURS AND ADD TEXTURE TO GIVE A BOLD, YET COHESIVE LOOK.





Get the look...



The Signature Collection  
*Wine Drawers*  
IN TUSCAN WALNUT

*Bloomsbury Butter Yellow*  
SILK PAINTED SLIM SHAKER DOOR



*Tuscan Walnut*  
CABINETS, HANDLES, SHELING



*Tuscan Walnut*  
ACOUSTIC WALL PANELLING



The Signature Collection  
*Acoustic Wall Panelling and Shelving*  
IN TUSCAN WALNUT



The Signature Collection  
*Butler's Pantry*  
IN TUSCAN WALNUT

*Classic Shaker*  
THE WARM PALETTE



Get the look...

Padstow *Highland Stone*  
MATT FIVE-PIECE SHAKER DOOR

Milano *Earth Stone*  
STONE EFFECT WORKTOP

Portland *Oak*  
CABINETS



MAGNASPACE

The *Signature* Collection

*Pull-Out*  
IN PORTLAND OAK



*Classic Shaker*  
THE WARM PALETTE



Get the look...

*Hardwick Lava*  
ASH PAINTED SLIM SHAKER DOOR

*Hardwick Highland Stone*  
ASH PAINTED SLIM SHAKER DOOR

*Milano Levante Marble*  
MARBLE EFFECT WORKTOP

*Tuscan Walnut*  
CABINERY



The  
Connery

The *Signature* Collection

*Cocktail Cabinet*  
IN TUSCAN WALNUT



The *Signature* Collection

*Freestanding Island*  
IN HARDWICK HIGHLAND STONE



Get the look...

Hardwick *Lava*  
ASH PAINTED SLIM SHAKER DOOR

Hardwick *Highland Stone*  
ASH PAINTED SLIM SHAKER DOOR

Milano *Levante Marble*  
MARBLE EFFECT WORKTOP

Tuscan *Walnut*  
CABINERY

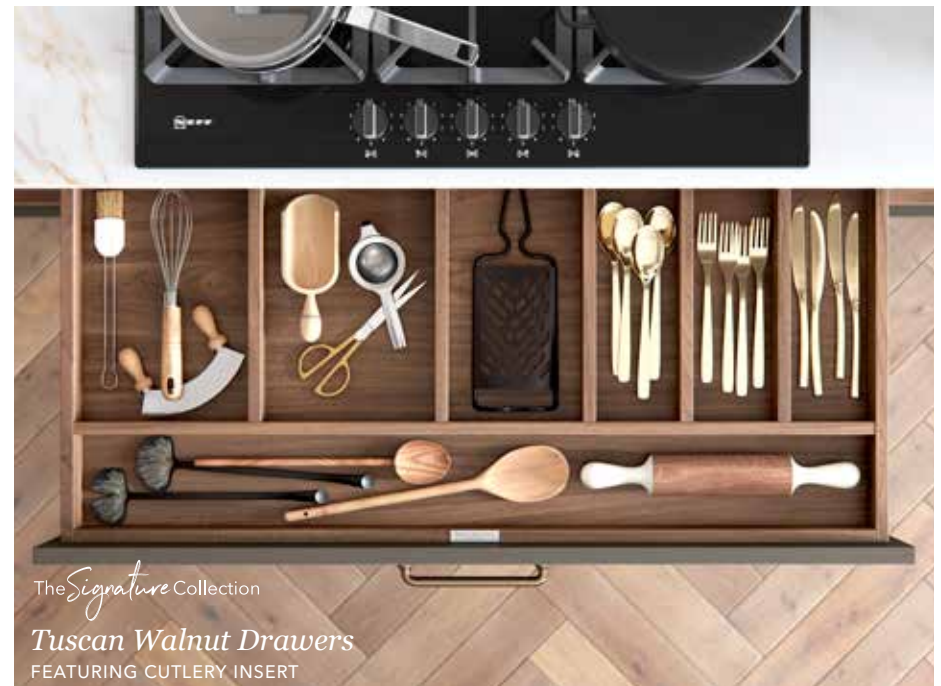


The  
Hathaway

The *Signature* Collection  
**Kitchen Pantry**  
SLIMLINE, IN TUSCAN WALNUT



The *Signature* Collection  
**Utensil Drawer**  
IN TUSCAN WALNUT



The *Signature* Collection  
**Tuscan Walnut Drawers**  
FEATURING CUTLERY INSERT

*Classic Shaker*  
THE WARM PALETTE



Get the look...



*Kensington Highland Stone*  
PAINT EFFECT FIVE-PIECE SLIM SHAKER DOOR



*Milano Levante Marble*  
MARBLE EFFECT WORKTOP

*Portland Oak*  
CABINERY



SPACETOWER

The *Signature* Collection  
*Internal Drawer Larder*  
SLIMLINE, IN PORTLAND OAK

*Classic Shaker*  
THE WARM PALETTE



Get the look...

*Amalfi Sunset*

SMOOTH LACQUERED FLAT SLAB DOOR



*Madoc Reclaimed Oak*

WOOD EFFECT FLAT SLAB DOOR



LINEA

The *Signature* Collection

*1.6m Wide Drawers*  
IN TUSCAN WALNUT

*Tuscan Walnut*  
CABINERY





*Get the look...*

*Sutton Burnt Umber*  
SILK FLAT SLAB DOOR



*Ligna Farmhouse Oak*  
WOOD EFFECT DOOR AND  
MATCHING WORKTOP




*Sutton Highland Stone*  
SILK FLAT SLAB DOOR



*Milano Arctic Frost*  
STONE EFFECT DOOR AND WORKTOP



*Metalix Bronze*  
SPLASHBACK



*Modern Flat Slab*  
THE WARM PALETTE



*Get the look...*

*Sutton Highland Stone*  
SILK FLAT SLAB DOOR

*Marlborough Lava*  
SILK PAINTED SHAKER DOOR

*Milano Carrara Marble*  
MARBLE EFFECT WORKTOP

*Portland Oak*  
CABINETRY



*Sideboard*  
MARLBOROUGH LAVA WITH PORTLAND OAK



*Tall Dresser*  
MARLBOROUGH LAVA WITH PORTLAND OAK

*Modern Flat Slab*  
THE WARM PALETTE



Get the look...

Lumina Highland Stone  
HIGH GLOSS FLAT SLAB DOOR

Milano Truffle Pietra  
STONE EFFECT FLAT SLAB DOOR

Milano Arctic Frost  
STONE EFFECT WORKTOP



The Signature Collection

Smoked Black Glass

ALUMINIUM FRAMED GLASS WALL CABINET

*Modern Flat Slab*  
THE WARM PALETTE



*Get the look...*

*Sutton Highland Stone*  
SILK FLAT SLAB DOOR

*Madoc Henley Oak*  
WOOD EFFECT FLAT SLAB DOOR

*Milano Rustic Leather*  
STONE EFFECT WORKTOP

*Metalix Brass*  
SPLASHBACK



The *Signature* Collection  
*Sliding Door Cabinet*  
IN MADOC HENLEY OAK



*Under Cabinet Lighting*  
IN MADOC HENLEY OAK

*Modern Flat Slab*  
THE WARM PALETTE



*Get the look...*

*Sutton Farringdon Grey*  
SILK FLAT SLAB DOOR



*Madoc Reclaimed Oak*  
WOOD EFFECT FLAT SLAB DOOR



*Milano Arctic Frost*  
STONE EFFECT WORKTOP



*Modern Flat Slab*  
THE WARM PALETTE



Get the look...

Sutton Farringdon Grey  
SILK FLAT SLAB DOOR

Ligna Espresso  
WOOD EFFECT FLAT SLAB DOOR

Milano Arctic Frost  
STONE EFFECT DOOR AND WORKTOP

Ligna Florence Oak  
WOOD EFFECT WORKTOP AND  
FLOATING SHELVING

Metalix Brass  
SPLASHBACK



The Signature Collection  
Wall Cabinets with Bi-Fold Doors  
IN SUTTON FARRINGDON GREY



The Signature Collection  
Display Dresser with Bi-Fold Doors  
IN TUSCAN WALNUT



Get the look...

Sutton Farringdon Grey  
SILK FLAT SLAB DOOR

Ligna Espresso  
WOOD EFFECT FLAT SLAB DOOR

Milano Arctic Frost  
STONE EFFECT WORKTOP

Tuscan Walnut  
CABINETRY



The *Signature* Collection  
*Breakfast Dresser with Bi-Fold Doors*  
IN TUSCAN WALNUT



The *Signature* Collection  
*Bar Dresser with Bi-Fold Doors*  
IN TUSCAN WALNUT



The *Signature* Collection

*Tall Larder with Bi-Fold Doors*  
IN LIGNA ESPRESSO

*Get the look...*

*Madoc Urban Suede*  
STONE EFFECT FLAT SLAB DOOR

*Ligna Mayfield Oak*  
WOOD EFFECT WORKTOP

*Metalix Brass*  
SPLASHBACK



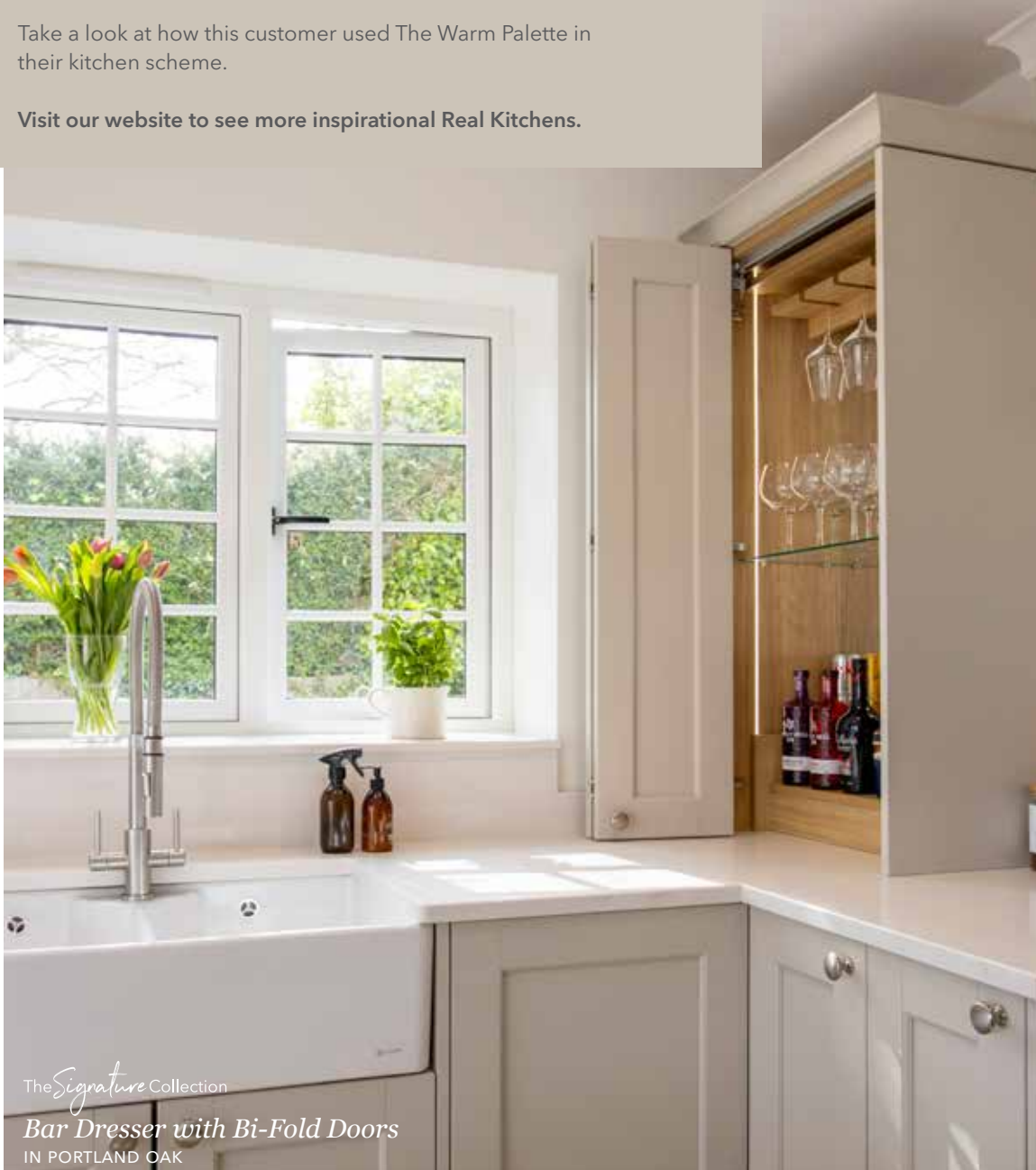
*Modern Flat Slab*  
THE WARM PALETTE



*Be Inspired by our Real Kitchens*

Take a look at how this customer used The Warm Palette in their kitchen scheme.

Visit our website to see more inspirational Real Kitchens.



The *Signature* Collection

*Bar Dresser with Bi-Fold Doors*

IN PORTLAND OAK



The *Signature* Collection

*Kitchen Pantry*

IN PORTLAND OAK



*Kensington Highland Stone*  
PAINT EFFECT FIVE-PIECE SLIM SHAKER DOOR

*Be Inspired by our Real Kitchens*

Take a look at how this customer used The Warm Palette in their kitchen scheme.

Visit our website to see more inspirational Real Kitchens.



The Signature Collection

*Glass Cabinets with Portland Oak Cabinetry*

AND TORUS PLINTH DETAIL

*Classic Shaker*  
THE WARM PALETTE



*Ashbourne Lava and Farrington Grey*  
ASH PAINTED SHAKER DOOR

*Be Inspired by our Real Kitchens*

Take a look at how this customer used The Warm Palette in their kitchen scheme.

Visit our website to see more inspirational Real Kitchens.



The *Signature* Collection

*Bar Dresser with Bi-Fold Doors*  
IN PORTLAND OAK



The *Signature* Collection

*Tall Cross Wine Rack*  
IN PORTLAND OAK

*Modern Flat Slab*  
THE WARM PALETTE

*Madoc Henley Oak and Oxwich Farrington Grey*  
FEATURING PORTLAND OAK HANDLES AND CABINETRY

# Explore... *Rosy Radiance*


CONSIDER A SOFT SHADE THAT EXUDES WARMTH, SUCH AS AUTUMN BLUSH, OR GO FOR SOMETHING COMPLETELY DIFFERENT AND OPT FOR A HINT OF ROSSO OR CLARET TO ADD A SPLASH OF WARM COLOUR TO YOUR NEW KITCHEN SCHEME.



WISTERIA




PUMPKIN SPICE




DUSTY PINK



AUTUMN BLUSH



CANDY FLOSS



ROSSO





Get the look...

Oslo Candy Floss  
GRAINED PAINTED MICRO SHAKER DOOR

Ligna Blonde Oak  
WOOD EFFECT EFFECT FLAT SLAB DOOR



SPACETOWER

The Signature Collection

Internal Drawer Larder  
IN BLONDE OAK



The Signature Collection  
Cutlery and Pan Drawers  
IN BLONDE OAK



*Classic Shaker*  
ROSY RADIANCE



Get the look...

Clifton Rosso  
ASH PAINTED FAUX IN-FRAME DOOR

Espresso  
CABINETRY AND MATCHING SHELVING





The *Signature* Collection  
*Crate Drawers*  
IN ESPRESSO

*Get the look...*

*Clifton Rosso*  
ASH PAINTED FAUX IN-FRAME DOOR

*Espresso*  
CABINETRY AND MATCHING SHELVING



MAGNASPACE

*The Signature Collection*

*Pull-Out*  
IN ESPRESSO

*Classic Shaker*  
ROSY RADIANCE



*Get the look...*

*Amalfi Dusty Pink*

SMOOTH LACQUERED FLAT SLAB DOOR

*Amalfi Rosso*

SMOOTH LACQUERED FLAT SLAB DOOR

*Ligna Tuscan Walnut*

WOOD EFFECT FLAT SLAB DOOR

*Ligna Farmhouse Oak*

WOOD EFFECT WORKTOP

*Tuscan Walnut*

CABINETRY AND MATCHING HANDLES



The *Signature* Collection

*Sliding Door Cabinet*

IN LIGNA TUSCAN WALNUT

*Modern Flat Slab*  
ROSY RADIANCE



Get the look...

*Amalfi Dusty Pink*

SMOOTH LACQUERED FLAT SLAB DOOR

*Amalfi Rosso*

SMOOTH LACQUERED FLAT SLAB DOOR

*Ligna Tuscan Walnut*

WOOD EFFECT FLAT SLAB DOOR

*Ligna Farmhouse Oak*

WOOD EFFECT WORKTOP

*Tuscan Walnut*

CABINETRY AND MATCHING HANDLES



The *Signature* Collection

*Crate Drawers*

IN TUSCAN WALNUT WITH MATCHING TUSCAN WALNUT HANDLES

*Modern Flat Slab*  
ROSY RADIANCE



The *Signature* Collection  
*Bench Seating*  
IN AMALFI ROSSO

Get the look...



The Signature Collection  
*Bar Dresser with Bi-Fold Doors*  
600MM DEPTH OPTION IN PORTLAND OAK

*Bloomsbury Pumpkin Spice*  
SILK PAINTED SLIM SHAKER DOOR

*Ligna Blonde Oak*  
WOOD EFFECT WORKTOP AND  
MATCHING HANDLES

*Blonde Oak*  
CABINETRY AND MATCHING  
ACOUSTIC WALL PANELS





Get the look...

Bloomsbury Vintage Rose  
SILK PAINTED SLIM SHAKER DOOR

Milano Levante Marble  
MARBLE EFFECT WORKTOP

Portland Oak  
CABINERY



The *Signature* Collection

*Internal Divider for Ironing Board Storage*  
IN PORTLAND OAK



*Get the look...*

*Amalfi Rosso*  
SMOOTH LACQUERED FLAT SLAB DOOR

*Amalfi Scots Grey*  
SMOOTH LACQUERED FLAT SLAB DOOR

*Milano Levante Marble*  
MARBLE EFFECT WORKTOP

*Tuscan Walnut*  
CABINERY



The  
Connery

The *Signature* Collection

*Cocktail Cabinet*  
IN TUSCAN WALNUT

*Modern Flat Slab*  
ROSY RADIANCE



*Get the look...*

*Oslo Candy Floss*

SILK PAINTED SLIM SHAKER DOOR

*Tuscan Walnut*

CABINETS, HANDLES, SHELVING

*Tuscan Walnut*

ACOUSTIC WALL PANNELLING



*Classic Shaker*  
ROSY RADIANCE



*Get the look...*

*Hardwick Wisteria*  
ASH PAINTED SLIM SHAKER DOOR

*Hardwick Light Grey*  
ASH PAINTED SLIM SHAKER DOOR

*Milano Carrara Marble*  
MARBLE EFFECT WORKTOP



*Classic Shaker*  
ROSY RADIANCE



*Be Inspired by our Real Kitchens*

Take a look at how this customer used Rosy Radiance in their kitchen scheme.

Visit our website to see more inspirational Real Kitchens.



The  
Hathaway

The *Signature* Collection

**Kitchen Pantry**  
IN TUSCAN WALNUT



The *Signature* Collection

**Open Shelving**  
IN TUSCAN WALNUT



*Hardwick Candy Floss and Graphite*  
ASH PAINTED SLIM SHAKER DOOR

*Be Inspired by our Real Kitchens*

Take a look at how this customer used Rosy Radiance in their kitchen scheme.

Visit our website to see more inspirational Real Kitchens.



The *Signature* Collection

*Glass Shelved Larder*  
IN TUSCAN WALNUT





*Hardwick Candy Floss and Farrington Grey*  
ASH PAINTED SLIM SHAKER DOOR

*Be Inspired by our Real Kitchens*

Take a look at how this customer used Rosy Radiance in their kitchen scheme. As seen in **Good Homes Magazine**.

Visit our website to see more inspirational Real Kitchens.



The *Signature* Collection

*Legrabox R-Design*





WITH INTERNAL CUTLERY DRAWER



H-Line Sutton *Autumn Blush and White*  
SILK FLAT SLAB DOOR WITH BIRCH PLY EDGE

# Explore... *The Cool Palette*

THE COOL PALETTE IS FABULOUSLY VERSATILE AND LENDS ITSELF TO MANY DIFFERENT LOOKS. MAKE A REAL STATEMENT AND CHOOSE TO GO SUPER DARK OR CONSIDER SCOTS GREY, MIXED WITH A TEXTURED FINISH SUCH AS MILANO LEVANTE MARBLE, FOR A CALM AND COOL IMPACT!





Get the look...

*Oslo Onyx*  
GRAINED PAINTED MICRO SHAKER DOOR

*Oslo Highland Stone*  
GRAINED PAINTED MICRO SHAKER DOOR

*Milano Carrara Marble*  
MARBLE EFFECT WORKTOP

*Portland Oak*  
CABINETS, HANDLES, SHELVEING

*Portland Oak*  
ACOUSTIC WALL PANELS



The *Signature* Collection

*Portland Oak*  
MATCHING HANDLES AND CABINETS



The *Signature* Collection

*Base Cross Wine Rack*  
IN PORTLAND OAK

Get the look...

Hardwick Onyx  
ASH PAINTED SLIM SHAKER DOOR

Milano Carrara Marble  
STONE EFFECT WORKTOP AND SPLASHBACK

Tuscan Walnut  
CABINETS



The Signature Collection  
Reeded Glass Wall Cabinets  
IN HARDWICK ONYX



The Signature Collection  
Reeded Glass Base Cabinets  
IN HARDWICK ONYX



Get the look...



The *Signature* Collection  
*Portland Oak Drawers*  
FEATURING A CUTLERY INSERT

*Marlborough Light Grey*  
SILK PAINTED SHAKER DOOR



*Milano Carrara Marble*  
MARBLE EFFECT WORKTOP



*Portland Oak*  
CABINETRY



VELABIN  
The *Signature* Collection  
*Integrated Bin System*  
IN PORTLAND OAK



The *Signature* Collection  
*Chef's Table*  
IN MARLBOROUGH LIGHT GREY



*Get the look...*

*Clifton Light Grey*

ASH PAINTED FAUX IN-FRAME DOOR

*Milano Carrara Marble*

STONE EFFECT WORKTOP AND SPLASHBACK

*Tuscan Walnut*

CABINETS



Classic Shaker  
THE COOL PALETTE



The Signature Collection  
*Breakfast Dresser with Bi-Fold Door*  
600MM DEPTH OPTION IN TUSCAN WALNUT

*Get the look...*

*Sutton Light Grey*  
SILK FLAT SLAB DOOR

*Ligna Alaskan Oak*  
WOOD EFFECT FLAT SLAB DOOR  
AND MATCHING WORKTOP

*Milano Storm Cloud*  
STONE EFFECT WORKTOP

*Metalix Titanium*  
SPLASHBACK AND MATCHING HANDLES





*Get the look...*

*Lumina Graphite*  
HIGH GLOSS FLAT SLAB DOOR

*Milano Midnight Pietra*  
STONE EFFECT FLAT SLAB DOOR

*Milano Arctic Frost*  
STONE EFFECT WORKTOP

*Portland Oak*  
WINE RACK OPEN SHELVING



*Modern Flat Slab*  
THE COOL PALETTE

LINEA

The *Signature* Collection

*2m Wide Drawers*  
IN LUMINA GRAPHITE

Get the look...



*Larna Scots Grey*  
PAINT EFFECT FLAT SLAB DOOR



*Milano Levante Marble*  
MARBLE EFFECT WORKTOP



*Modern Flat Slab*  
THE COOL PALETTE



*Get the look...*

*Amalfi Onyx*


SMOOTH LACQUERED FLAT SLAB DOOR

*Deco Porcelana Silver*

STONE EFFECT FLAT SLAB DOOR

*Milano Levante Marble*

MARBLE EFFECT WORKTOP



LINEA

The *Signature* Collection

*2m Wide Drawers*  
IN AMALFI ONYX

Get the look...

*Amalfi Onyx*  
SMOOTH LACQUERED FLAT SLAB DOOR

*Milano Midnight Pietra*  
STONE EFFECT WORKTOP

*Portland Oak*  
CABINETS

*Onyx*  
ACOUSTIC WALL PANELS



The *Signature* Collection

*Internal Divider for Ironing Board Storage*  
IN PORTLAND OAK



*Modern Flat Slab*  
THE COOL PALETTE

The *Signature* Collection

*Acoustic Wall Panels*  
IN ONYX

Get the look...

*Larna Scots Grey*  
PAINT EFFECT FLAT SLAB DOOR

*Larna Graphite*  
PAINT EFFECT FLAT SLAB DOOR

*Ligna Tuscan Walnut*  
WOOD EFFECT FLAT SLAB DOOR

*Milano Carrara Marble*  
MARBLE EFFECT WORKTOP



*Modern Flat Slab*  
THE COOL PALETTE



*Get the look...*

*Roma Light Grey*  
SILK PAINTED J-PULL DOOR

*Roma White*  
SILK PAINTED J-PULL DOOR

*Milano Rustic Leather*  
STONE EFFECT WORKTOP AND SPLASHBACK

*Tuscan Walnut*  
CABINETS



The *Signature* Collection  
*Open Shelving*  
IN TUSCAN WALNUT

*Get the look...*

*Italia White*  
HIGH GLOSS J-PULL DOOR

*Italia Light Grey*  
HIGH GLOSS J-PULL DOOR


*Milano Levante Marble*  
MARBLE EFFECT WORKTOP





Get the look...

*Lumina Light Grey*  
HIGH GLOSS FLAT SLAB DOOR



*Milano Storm Cloud*  
STONE EFFECT FLAT SLAB DOOR



*Milano Levante Marble*  
MARBLE EFFECT WORKTOP AND SPLASHBACK



The *Signature* Collection

*Mirror Plinth*



*Be Inspired by our Real Kitchens*

Take a look at how this customer used The Cool Palette in their kitchen scheme.

Visit our website to see more inspirational Real Kitchens.



*Sutton Scots Grey*  
SILK FLAT SLAB DOOR

*Be Inspired by our Real Kitchens*

Take a look at how this customer used The Cool Palette in their kitchen scheme. As seen in **Country Homes and Interiors Magazine**.

Visit our website to see more inspirational Real Kitchens.



The  
Lansbury

The Signature Collection  
*Corner Pantry*  
IN LIGHT GREY



*Ashbourne Light Grey and Graphite*  
ASH PAINTED SHAKER DOOR

*Be Inspired by our Real Kitchens*

Take a look at how this customer used The Cool Palette in their kitchen scheme.

Visit our website to see more inspirational Real Kitchens.



The *Signature* Collection

*Internal Drawer Larder*

IN PORTLAND OAK



The *Signature* Collection

*Cocktail Cabinet*

IN PORTLAND OAK



*Marlborough Graphite*  
SILK PAINTED SHAKER DOOR

# Explore... *Blissful Blues*


PERFECT WHEN USED AS AN ACCENT, BLISSFUL BLUES CAN ADD DRAMA WHEN MIXED WITH WOODGRAIN AND STONE FINISHES, SUCH AS LIGNA AND MILANO. ENHANCE THE NATURAL APPEAL OF A PROPERTY BY OPTING FOR WINDSOR BLUE, OXFORD BLUE OR MOONLIGHT BLUE AND REALLY MAKE A STATEMENT!



COASTAL MIST




WINDSOR BLUE



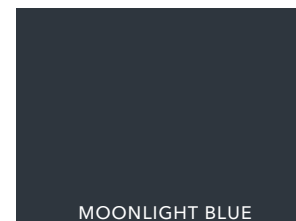
HEATHER SLATE



OXFORD BLUE



INKWELL



MOONLIGHT BLUE





Get the look...

Hardwick Oxford Blue  
ASH PAINTED SLIM SHAKER DOOR


Hardwick Farrington Grey  
ASH PAINTED SLIM SHAKER DOOR

Milano Levante Marble  
MARBLE EFFECT WORKTOP AND UPSTAND

Portland Oak  
CABINETRY



The Signature Collection  
**Plate Rack**  
IN PORTLAND OAK



The  
Lansbury

The Signature Collection  
**Corner Pantry**  
IN PORTLAND OAK



The *Signature* Collection

*Freestanding Island*  
IN HARDWICK OXFORD BLUE

*Get the look...*

*Hardwick Oxford Blue*  
ASH PAINTED SLIM SHAKER DOOR

*Portland Oak*  
CABINETY



*Classic Shaker*  
BLISSFUL BLUES



The *Signature* Collection

*The Boot Room*


IN HARDWICK OXFORD BLUE WITH PORTLAND OAK

Get the look...

Padstow *Moonlight Blue*  
MATT FIVE-PIECE SHAKER DOOR



Milano *Carrara Marble*  
MARBLE EFFECT WORKTOP



Tuscan *Walnut*  
CABINERY



The  
Hathaway

The *Signature* Collection

*Kitchen Pantry*  
IN TUSCAN WALNUT



The *Signature* Collection

*Open Cabinetry*  
IN TUSCAN WALNUT

*Classic Shaker*  
BLISSFUL BLUES



Get the look...


*Hatfield Moonlight Blue*  
PAINT EFFECT CLASSIC SHAKER DOOR

*Hatfield Highland Stone*  
PAINT EFFECT CLASSIC SHAKER DOOR

*Milano Arctic Frost*  
STONE EFFECT WORKTOP WITH  
MATCHING UPSTANDS

*Portland Oak*  
CABINERY

*Ligna Mayfield Oak*  
WOOD EFFECT WORKTOP





Get the look...

*Hatfield Moonlight Blue*  
PAINT EFFECT CLASSIC SHAKER DOOR

*Hatfield Highland Stone*  
PAINT EFFECT CLASSIC SHAKER DOOR

*Milano Arctic Frost*  
STONE EFFECT WORKTOP WITH  
MATCHING UPSTANDS

*Portland Oak*  
CABINETS

*Ligna Mayfield Oak*  
WOOD EFFECT WORKTOP



The *Signature* Collection  
*Plate Rack and Wine Rack Insert*  
IN PORTLAND OAK



The *Signature* Collection  
*French Mantle*  
IN HIGHLAND STONE

*Classic Shaker*  
BLISSFUL BLUES

The  
Lansbury

The *Signature* Collection

*Corner Pantry*  
IN PORTLAND OAK

Get the look...

Ashbourne Windsor Blue  
ASH PAINTED SHAKER DOOR

Ashbourne White  
ASH PAINTED SHAKER DOOR

Milano Carrara Marble  
MARBLE EFFECT WORKTOP

Portland Oak  
CABINETY



The  
Hathaway

The Signature Collection  
Kitchen Pantry  
IN PORTLAND OAK





The *Signature* Collection

*Chef's Table with Wine Rack Insert*

IN ASHBOURNE WINDSOR BLUE AND PORTLAND OAK

Get the look...

Marlborough *Coastal Mist*  
SILK PAINTED SHAKER DOOR

Marlborough *White*  
SILK PAINTED SHAKER DOOR

Milano *Arctic Frost*  
STONE EFFECT WORKTOP

Portland *Oak*  
CABINERY



The *Signature* Collection  
*Alcove Bookshelf*  
IN PORTLAND OAK AND COASTAL MIST





*Get the look...*

*Sutton Heather Slate*  
SILK FLAT SLAB DOOR

*Milano Carrara Marble*  
MARBLE EFFECT WORKTOP AND  
MATCHING SPLASHBACK

*Sutton Scots Grey*  
SILK FLAT SLAB DOOR

*Ligna Mayfield Oak*  
WOOD EFFECT WORKTOP

*Metalix Brass*  
SPLASHBACK AND MATCHING HANDLES





*Get the look...*

*Roma Oxford Blue*  
SILK PAINTED J-PULL DOOR

*Roma Scots Grey*  
SILK PAINTED J-PULL DOOR

*Milano Silver Shadow*  
STONE EFFECT WORKTOP

*Ligna Mayfield Oak*  
WOOD EFFECT SHELVING



*Modern Flat Slab*  
BLISSFUL BLUES



*Get the look...*

*Sutton Heather Slate*  
SILK FLAT SLAB DOOR

*Lumina Scots Grey*  
HIGH GLOSS FLAT SLAB DOOR

*Milano Levante Marble*  
MARBLE EFFECT WORKTOP AND  
MATCHING SPLASHBACK

*Ligna Blonde Oak*  
WOOD EFFECT FLAT SLAB DOOR

*Metalix Aluminium*  
SPLASHBACK AND MATCHING HANDLES





*Be Inspired by our Real Kitchens*

Take a look at how this customer used Blissful Blues in their kitchen scheme.

Visit our website to see more inspirational Real Kitchens.





*Ashbourne Oxford Blue with Scots Grey*  
ASH PAINTED SHAKER DOOR

*Be Inspired by our Real Kitchens*

Take a look at how this customer used Blissful Blues in their kitchen scheme.

Visit our website to see more inspirational Real Kitchens.



The  
Hathaway

The *Signature* Collection

*Kitchen Pantry*  
IN PORTLAND OAK



*Sutton Heather Slate*  
SILK FLAT SLAB DOOR



## The *Signature* Collection

### *Beauty is more than skin deep*

Quintessentially Masterclass, The Signature Collection is so much more than a range of highly desirable and iconic pieces of furniture. It is a lifestyle choice, committed to giving you the best possible experience when selecting what goes into your new kitchen.

A range of innovative and iconic, design-led storage solutions that are not only practical but beautifully bespoke in appearance. Which one will be your favourite?

The  
Connery

*The Cocktail Cabinet*

The Connery evokes a sense of glamour and occasion. A timeless feature and a jewel of the kitchen, the cocktail cabinet will always be a true classic.

- ✓ Perfect for the committed cocktail connoisseur and party host
- ✓ Included internal lighting, as standard
- ✓ 1970mm height option



✓ Lifetime guarantee on all Blum moving parts

*Width Options*

500MM (SLIMLINE)	600MM (SLIMLINE)	
800MM	900MM	1000MM

*Colour Options*

BLONDE OAK	PORTLAND OAK	TUSCAN WALNUT
ESPRESSO	LEGRABOX R-DESIGN	



THE CONNERY IN TUSCAN WALNUT



THE CONNERY, SLIMLINE, IN PORTLAND OAK



THE CONNERY IN TUSCAN WALNUT

The  
Hathaway

*The Chef's Pantry*

A quintessential storage feature that can be personalised to your needs, The Hathaway will quickly become your best friend in the kitchen.

- ✓ Perfect for the keen chef that needs all their store cupboard essentials in one easy-to-reach space
- ✓ Put prized possessions on show and create a statement with glass doors and shelving
- ✓ 1970mm and 2150mm height options. 1970mm only for glass door options




✓ Lifetime guarantee on all Blum moving parts

*Width Options*

400MM (SLIMLINE)	500MM (SLIMLINE)	600MM (SLIMLINE)
800MM	1000MM	1200MM

*Colour Options*



THE HATHAWAY IN TUSCAN WALNUT



THE HATHAWAY, SLIMLINE, IN TUSCAN WALNUT



The  
Hathaway

*The Chef's Pantry*

A quintessential storage feature that can be personalised to your needs, The Hathaway will quickly become your best friend in the kitchen.

- ✓ Included internal lighting, as standard
- ✓ Put prized possessions on show and create a statement with glass doors and shelving
- ✓ 3 options with glass doors
- ✓ 2 options with full height range doors
- ✓ 1970mm height options.




✓ Lifetime guarantee on all Blum moving parts

*Width Options*

500MM (SINGLE DOOR)	600MM (SINGLE DOOR)	1000MM
------------------------	------------------------	--------

1200MM
--------

*Colour Options*



SHELVED LARDER WITH SCALLOPED DRAWERS IN ESPRESSO



INTEGRATED LIGHTING AS STANDARD



LEFT AND RIGHT: DISPLAY LARDER WITH SMOKED GLASS DOORS.  
CENTRE: GLASS SHELVED LARDER WITH SCALLOPED DRAWERS AND SMOKED GLASS DOORS

The  
Lansbury

### *The Corner Pantry*

A twist on the classic corner pantry, The Lansbury is a stand-out feature that will assist you with all of your organisational needs.

- ✓ Perfect for a busy lifestyle that requires maximum storage space
- ✓ Consider your perfect walk-in pantry available in all of our cabinet colour options to match your kitchen design perfectly
- ✓ Included internal lighting, as standard
- ✓ Choose to add a spice rack and wine rack for further personalisation



✓ Lifetime guarantee on all Blum moving parts

### *Height Options*

1970MM	2150MM
--------	--------

### *Colour Options*

13 CABINET COLOURS
--------------------



THE LANSBURY WITH SPICE RACK IN PORTLAND OAK



THE LANSBURY IN TUSCAN WALNUT



THE LANSBURY IN PORTLAND OAK

**SPACETOWER**

*Internal Drawer Larder*

If you want the ultimate kitchen storage, look no further than SpaceTower. One of the main benefits is the easy access from every angle – you can reach every item with complete ease. Perfect for the modest kitchen that needs to maximise storage space.

- ✓ Included internal lighting, as standard
- ✓ 1825mm, 1970mm, 2150mm height options




✓ Lifetime guarantee on all Blum moving parts

*Width Options*

300MM (SLIMLINE)	400MM (SLIMLINE)	500MM (SLIMLINE)
600MM (SLIMLINE)	800MM	900MM
1000MM		

*Colour Options*



SPACETOWER IN TUSCAN WALNUT



SPACETOWER, SLIMLINE, IN PORTLAND OAK



SPACETOWER IN BLONDE OAK



MAGNASPACE

*The Pull-Out Larder*

A storage system that is strong, versatile and flexible. MagnaSpace will carry vastly more weight than alternative wirework systems and suit the needs of the most demanding of spaces and the most discerning of customers.

- ✓ Perfect for the meticulous organiser who desires all their essentials to be in one, easy to reach place
- ✓ 1250mm, 1825mm, 1970mm, 2150mm tall height options



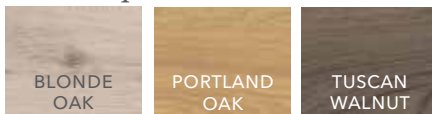
✓ Lifetime guarantee on all Blum moving parts

*Base and Tall Width Options*

150MM (BASE ONLY)	300MM	400MM
----------------------	-------	-------

500MM	600MM
-------	-------

*Colour Options*



MAGNASPACE, BASE PULL-OUT, IN PORTLAND OAK WITH UP TO 40KG OF STORAGE



MAGNASPACE, BASE PULL-OUT, IN ESPRESSO WITH UP TO 80KG OF STORAGE



MAGNASPACE, MID-HEIGHT PULL-OUT, IN PORTLAND OAK WITH UP TO 140KG OF STORAGE



MAGNASPACE, TALL PULL-OUT, IN LEGRABOX R-DESIGN WITH UP TO 210KG OF STORAGE



MAGNASPACE, TALL PULL-OUT, IN TUSCAN WALNUT WITH UP TO 210KG OF STORAGE

LINEA

LINEA PLUS

### Widest Drawer and Wall Units

Create a stunning modern design with our widest ever cabinets. Available up to 2 meters wide, Linea base and lift up wall cabinets allow you to create an individual stand out design within your kitchen. LineaPlus are the widest, deepest drawers on the market. They have to be seen to be believed!

✓ Available ranges: Amalfi, Deco, Larna, Ligna, Lumina, Madoc, Sutton. Metalix and Milano are available up to 1.2m wide



✓ Lifetime guarantee on Blum all moving parts

### Width Options

1200MM

1600MM

1800MM

2000MM

### Linea Drawer Box Options

BLONDE OAK

PORTLAND OAK

TUSCAN WALNUT

ESPRESSO

LEGRABOX R-DESIGN

\*INCLUDING LINEA PLUS



LINEA PLUS IN LEGRABOX R-DESIGN WITH 140KG WEIGHT CAPACITY



LINEA IN TUSCAN WALNUT



LINEA PLUS IN LEGRABOX R-DESIGN 2M WIDE



LEFT OPEN WALL CABINET: LINEA BI-FOLD WALL CABINETS. RIGHT OPEN WALL CABINET: LINEA LIFT UP WALL CABINETS

VELABIN

*Integrated Bin System*

The VelaBin is the perfect solution for all kitchen waste and laundry needs.

- ✓ Perfect for the waste conscious household
- ✓ Nine waste bin configurations
- ✓ One laundry bin configuration
- ✓ Boasts the heaviest load and largest capacity on the market




✓ Lifetime guarantee on all moving parts

*Width Options*

400MM	500MM (40L OR 64L)	600MM* (40L, 64L OR 84L)
600MM (EXTRA DEEP)	700MM	800MM

\*Laundry VelaBin only available in a 600mm option


*Colour Options*



LAUNDRY VELABIN, 600MM WIDE, IN LEGRABOX R-DESIGN. 84L OF STORAGE WITH CUTOUTS FOR AIRING LAUNDRY AND 70KG WEIGHT CAPACITY.



VELABIN, 600MM WIDE AND 650MM DEEP, IN PORTLAND OAK. 72L OF WASTE STORAGE AND 47L OF ADDITIONAL CABINET STORAGE. INCLUDING A CARBON BIO FILTER LID AND 70KG WEIGHT CAPACITY.



VELABIN, 600MM WIDE, IN LEGRABOX R-DESIGN. 84L OF WASTE STORAGE AND 70KG WEIGHT CAPACITY.



VELABIN, 800MM WIDE, TWO DRAWER FRONT IN PORTLAND OAK. 104L WASTE STORAGE AND 42L OF ADDITIONAL CABINET STORAGE. INCLUDING A CARBON BIO FILTER LID AND 70KG WEIGHT CAPACITY.



VELABIN, 600MM WIDE, IN LEGRABOX R-DESIGN. 64L OF WASTE STORAGE WITH 49L OF ADDITIONAL CABINET STORAGE AND 70KG WEIGHT CAPACITY.



VELABIN, 700MM WIDE, IN TUSCAN WALNUT. 80L OF WASTE STORAGE WITH 68L OF ADDITIONAL CABINET STORAGE. INCLUDING A CARBON BIO FILTER LID AND 70KG WEIGHT CAPACITY.

### The Breakfast Dresser

The key features you must know about our breakfast dresser:

- ✓ Integrated drawer for coffee pods, teaspoons, teabags and other morning essentials
- ✓ Enough space to include your favourite coffee machine
- ✓ Hook your favourite mugs and cups into place, so they are always accessible
- ✓ 340mm or 600mm depth options
- ✓ Included internal lighting, as standard
- ✓ Bi-fold doors
- ✓ Lifetime guarantee on all moving parts

### Height Options

**1210MM**  
FOR 40MM  
WORKTOPS

**1220MM**  
FOR 30MM  
WORKTOPS

**1230MM**  
FOR 20MM  
WORKTOPS


**1250MM**  
FOR  
STANDALONE  
USE

### Width Options

**600MM**  
WITH TWO  
BI-FOLD  
DOORS

**1200MM**  
WITH FOUR  
BI-FOLD  
DOORS

### Colour Options



BREAKFAST DRESSER, 600MM WIDE AND 600MM DEEP, IN TUSCAN WALNUT



BREAKFAST DRESSER, 1200MM WIDE AND 340MM DEEP, IN TUSCAN WALNUT

The *Signature* Collection

*The Breakfast Dresser*




BREAKFAST DRESSER, 1200MM WIDE AND 340MM DEEP, IN PORTLAND OAK

### The Bar Dresser

The key features you must know about our bar dresser:

- ✓ Two-tier bottle shelves, perfect for displaying your favourite drinks
- ✓ Hanging wine glass storage
- ✓ Mirrored-effect back and glass shelf
- ✓ 340mm or 600mm depth options
- ✓ Included internal lighting, as standard
- ✓ Bi-fold doors
- ✓ Lifetime guarantee on all moving parts



BAR DRESSER, 1200MM WIDE AND 340MM DEEP, IN PORTLAND OAK

### Height Options

**1210MM**

FOR 40MM  
WORKTOPS

**1220MM**

FOR 30MM  
WORKTOPS

**1230MM**

FOR 20MM  
WORKTOPS

**1250MM**

FOR  
STANDALONE  
USE

### Width Options


**600MM**

WITH TWO  
BI-FOLD  
DOORS

**1200MM**

WITH FOUR  
BI-FOLD  
DOORS

### Colour Options



BLONDE  
OAK

PORTLAND  
OAK

TUSCAN  
WALNUT

ESPRESSO



BAR DRESSER, 1200MM WIDE AND 340MM DEEP, IN TUSCAN WALNUT

The Signature Collection

The Bar Dresser



BAR DRESSER, 1200MM WIDE AND 600MM DEEP, IN BLONDE OAK

### The Display Dresser

The key features you must know about our display dresser:

- ✓ Three glass shelves
- ✓ Mirrored-effect back
- ✓ 340mm depth options
- ✓ Included internal spot lighting, as standard
- ✓ Bi-fold doors
- ✓ Lifetime guarantee on all moving parts

### Height Options

**1210MM**  
FOR 40MM  
WORKTOPS

**1220MM**  
FOR 30MM  
WORKTOPS

**1230MM**  
FOR 20MM  
WORKTOPS


**1250MM**  
FOR  
STANDALONE  
USE

### Width Options

**600MM**  
WITH TWO  
BI-FOLD  
DOORS

**1200MM**  
WITH FOUR  
BI-FOLD  
DOORS

### Cabinet Colour Options



DISPLAY DRESSER WITH BI-FOLD DOORS



DISPLAY DRESSER, 1200MM WIDE AND 340MM DEEP, IN PORTLAND OAK



DISPLAY DRESSER, 1200MM WIDE AND 340MM DEEP, IN TUSCAN WALNUT

### *The Country Dresser*

The key features you must know about our breakfast dresser:

- ✓ Enough space to include your favourite coffee machine, kettle or toaster
- ✓ Two 36mm shelves
- ✓ Direct access to the worktop
- ✓ 340mm or 600mm depth options
- ✓ Included internal lighting, as standard
- ✓ Bi-fold doors
- ✓ Lifetime guarantee on all moving parts

### *Height Options*

**1210MM**  
FOR 40MM  
WORKTOPS

**1220MM**  
FOR 30MM  
WORKTOPS

**1230MM**  
FOR 20MM  
WORKTOPS


**1250MM**  
FOR  
STANDALONE  
USE

### *Width Options*

**600MM**  
WITH TWO  
BI-FOLD  
DOORS

**1200MM**  
WITH FOUR  
BI-FOLD  
DOORS

### *Cabinet Colour Options*



COUNTRY DRESSER, 1200MM WIDE AND 600MM DEEP, IN PORTLAND OAK

### Cabinets with Bi-Fold Doors

Cabinets with bi-fold doors are both a design statement and a practical addition to any kitchen space. Having doors that don't protrude into walking spaces is a luxurious feature when you're tight on space. Throw open the doors to new possibilities with bi-fold door options and you'll never need to compromise on style with our comprehensive offering.

- ✓ Perfect for tight spaces and a minimalist design
- ✓ Available in base cabinets, wall cabinets and corner cabinet options
- ✓ Lifetime guarantee on all moving parts



WALL CABINET WITH BI-FOLD DOORS



BASE CABINET WITH BI-FOLD DOORS

### Wall and Base Bi-Fold Cabinets

FIVE WIDTH  
OPTIONS

THREE WALL  
HEIGHT  
OPTIONS

### Tall Bi-Fold Larder Cabinets

FIVE WIDTH  
OPTIONS

THREE  
HEIGHT  
OPTIONS



TALL CABINET WITH BI-FOLD DOORS

### Cabinets with Sliding Doors

Our sliding door cabinets are a great alternative to standard doors. The side-to-side mechanism stops doors protruding into walking spaces and soft close makes them a pleasure to use. They come with the benefit of internal lighting for added practicality and a wow factor that will bring a unique look to your home.

- ✓ Perfect for tight spaces and a minimalist design
- ✓ Included internal lighting, as standard
- ✓ Available ranges: Larna, Deco, Madoc, Milano and Ligna
- ✓ Lifetime guarantee on all moving parts



WALL CABINET WITH SLIDING DOORS

### Height Options

288MM	360MM
-------	-------

575MM	720MM
-------	-------

### Width Options

1200MM	1600MM
--------	--------

1800MM	2000MM
--------	--------



WALL CABINET WITH SLIDING DOORS



WALL CABINET WITH SLIDING DOORS

## Utility and Laundry Room Organisation

Whilst the kitchens are the heart of our homes, utility rooms provide a practical workstation for the house, a dedicated area for laundry and space for other messy household chores. A well-planned utility room caters for washing baskets, ironing boards and vacuum cleaners. Our brand-new internal divider with dedicated ironing board storage ensures everything is perfectly stored when not in use.

- ✓ Dedicated ironing board storage
- ✓ Available for 500mm and 600mm cabinet widths
- ✓ Available for 1970mm and 2150mm larder heights



- ✓ Lifetime guarantee on all Blum moving parts

Visit our website to find out more.



INTERNAL DIVIDER FOR IRONING BOARD STORAGE, SHOWN IN PORTLAND OAK



INTERNAL DIVIDER FOR IRONING BOARD STORAGE, SHOWN IN PORTLAND OAK



BLOOMSBURY VINTAGE ROSE BOOT ROOM WITH INTERNAL DIVIDER FOR IRONING BOARD STORAGE

## Utility and Laundry Room Organisation

A Boot Room is an elegant transition from outdoors to indoors. Having a dedicated space ensures that you and your family's outdoor apparel remains at the ready within a moment's notice of a new outdoor adventure.

Available in our full palette of painted kitchen colours, as well as many of our other popular ranges, this really is a fabulous way of adding a little more luxury to your home, whilst seamlessly connecting the kitchen and utility areas.

Visit our website to find out more.



HARDWICK VINTAGE ROSE WITH PORTLAND OAK BOOT ROOM



HARDWICK OXFORD BLUE WITH PORTLAND OAK BOOT ROOM



HARDWICK OXFORD BLUE WITH PORTLAND OAK BOOT ROOM

The *Signature* Collection

### Three Drawer Finish Options

The key features you must know about our drawer options:

- ✓ Blonde Oak, Portland Oak, Tuscan Walnut, Espresso and Legrabox R-Design options hold 40kg in a standard drawer and 70kg in a pan drawer
- ✓ Feather light glide with soft-close as standard



- ✓ Lifetime guarantee on all Blum moving parts

### Thirteen Cabinet Colour Options



TUSCAN WALNUT



TUSCAN WALNUT DRAWERS WITH INTERNAL CUTLERY TRAY



BLONDE OAK



PORTLAND OAK



PORTLAND OAK DRAWERS WITH INTERNAL CUTLERY TRAY



ESPRESSO



LEGRABOX R-DESIGN



LEGRABOX R-DESIGN WITH INTERNAL DRAWERS



LEGRABOX R-DESIGN



TUSCAN WALNUT DRAWERS




PORTLAND OAK DRAWERS



PORTLAND OAK DRAWERS

Wine Storage Options



Kitchen Island Design Options



MARLBOROUGH MULBERRY  
FREESTANDING TABLE ISLAND



SCOTS GREY PREP ISLAND



HARDWICK HIGHLAND STONE FREESTANDING ISLAND



OXWICH HIGHLAND STONE FREESTANDING ISLAND



HAWKSMOOR BEACH HOUSE KITCHEN ISLAND WITH CHEF'S TABLE



HARDWICK OXFORD BLUE FREESTANDING ISLAND



AMALFI SUNSET KITCHEN ISLAND WITH SEATING



AMALFI ROSSO KITCHEN ISLAND WITH OPEN SHELVING

Classic Design Features



TRADITIONAL CANOPY



CLASSIC MANTLE WITH CORBELS



FRENCH MANTLE



TALL DRESSER WITH OPEN SHELVING AND  
PLATE RACK INSERT IN PORTLAND OAK



REEDED GLASS



ALCOVE SHELVING



GLASS CABINETS  
✓ INCLUDED INTERNAL LIGHTING, AS STANDARD

Classic Design Features



GATE GABLE ISLAND END PANEL IN LIGNA FARMHOUSE OAK



CRATE LARDER IN TUSCAN WALNUT  
✓ INCLUDED INTERNAL LIGHTING, AS STANDARD



CRATE LARDER IN PORTLAND OAK  
✓ INCLUDED INTERNAL LIGHTING, AS STANDARD



CRATE DRAWERS IN ESPRESSO



CRATE DRAWERS IN TUSCAN WALNUT



CRATE DRAWERS IN PORTLAND OAK

Modern Design Features



*Modern Design Features*



FEATURE SPLASHBACKS, SHOWN IN MILANO EARTH STONE



MATCHING CABINET, DOOR AND HANDLES, AVAILABLE IN BLONDE OAK, PORTLAND OAK, TUSCAN WALNUT AND ESPRESSO



MATCHING CABINET, DOOR AND HANDLES, AVAILABLE IN BLONDE OAK, PORTLAND OAK, TUSCAN WALNUT AND ESPRESSO



FEATURE PLINTH, SHOWN IN METALIX BRASS



MATCHING DOOR AND WORKTOP SHOWN IN MILANO CARRARA MARBLE




MATCHING CABINET, DOOR AND HANDLES, AVAILABLE IN BLONDE OAK, PORTLAND OAK, TUSCAN WALNUT AND ESPRESSO

The *Signature* Collection

### *The Media Centre*

Add a sleek Media Centre to your open-plan living scheme to integrate beautiful storage into your living area. Choose to match or contrast with your kitchen design and create a truly harmonious design.

Speak to your nearest retailer about further personalising your space by adding a Media Centre into your design.



## *Choose boldly. Why not?*

We have taken you on a journey of colour, texture and finish. Along the way, we have explored how to mix and match different shades to create design statements that are personal to you. Maybe you've already found your winning colour combination. Was it our Warm Greys that caught your attention, or did you perhaps find yourselves captivated by our Blissful Blues?

There's no need to worry if you haven't yet found the dream combination to stop you in your tracks. The following pages will allow you to view all of our kitchen ranges, from Modern to Classic, as well as the compelling colour and texture options we have available.

Choose your colour. Choose your finish. **Choose Masterclass.**

## Larna



- MFC flat slab door
- Horizontal grain paint effect to front and back of door
- 1mm ABS edging
- 18mm thick flat slab door



2

## Ligna



- MFC flat slab door
- 18mm thick with matching decor front and back
- 1mm matching ABS edge




2


**LIGNA**  
ALSO AVAILABLE:

- ✓ Matching splashbacks
- ✓ Matching upstands
- ✓ Matching 40mm cut and edged worktops

## Lumina



- 18mm MDF flat slab door
- High gloss acrylic face
- 1mm radius to external edges
- The reverse of the door has a textured finish
- Matching ABS solid edging
- Choose from a matching or 'duo' glass effect edge



2/3

## Madoc



- MFC flat slab door
- Vertical grain structure to front and back
- 1mm matching ABS edge, PUR glued
- 18mm thick flat slab door



HENLEY OAK




RECLAIMED OAK



ESPRESSO

2

## Sutton



- MDF core flat slab door
- 'Silk' finished cold pressed front face
- 1mm 'Silk' ABS edging
- 1mm soft radius corners and edges
- The door has a matching reverse
- Doors and drawers 18.5mm thick
- Choose from a matching or Birch Ply effect edge



WHITE



SCOTS GREY



LIGHT GREY



DUST GREY



GRAPHITE



HERITAGE GREY




HIGHLAND STONE



FARRINGDON GREY



STONE GREY



BURNT UMBER



COASTAL MIST



INKWELL



HEATHER SLATE



WILLOW



NEW FOREST



AUTUMN BLUSH



MATCHING ABS EDGE



BIRCH PLY EFFECT EDGE

2


## Deco



- MFC flat slab door
- 18mm thick with lifelike decor to the front and a smooth back
- 1mm ABS edging



SILVER OXIDE




PORCELANA SILVER



PORCELANA GOLD

3

## Oxwich



5


- MDF slab door
- Painted in a polyester paint to front, back and all edges
- Vertical grain texture
- Doors and drawers 18mm thick

*ALSO AVAILABLE IN*

- ✓ Our primed option so that you can paint your new kitchen in any colour your heart desires!




## Amalfi




5

- A smooth, velvet-to-touch, lacquered flat slab door
- 1mm ABS edge
- Melamine finish to the reverse
- Doors and drawers are 18.6mm thick
- Stain resistant and easy to clean




## Italia



- MDF slab with J-pull handle design
- 2mm radius to edges
- Over painted in a high gloss finish
- Melamine finish to the reverse
- Doors and drawers are 22mm thick



WHITE



LIGHT GREY



HERITAGE GREY

6

## Milano




- MDF flat slab door
- 18mm frontage decor laminated front and reverse (19.2mm finished size)
- 1mm ABS edging




ARCTIC FROST




SILVER SHADOW



LEVANTE MARBLE



CARRARA MARBLE



EARTH STONE



STORM CLOUD



TRUFFLE PIETRA




MIDNIGHT PIETRA

**MILANO**  
ALSO AVAILABLE:

- ✓ Matching splashbacks
- ✓ Matching upstands
- ✓ Matching 20mm cut and edged worktops

6

## Roma



- MDF slab door with J-pull handle design
- Painted in a super smooth 'Silk' polyester paint to front, back and all edges
- Doors and drawers 22mm thick

6




## Metalix



- MDF flat slab door
- 18mm core with silver laminated reverse (19.2mm finished size)
- Laminated front finished with aluminium metallic foil with vertical brushed effect
- 1mm 3D metallic finish edging

7



**METALIX** ✓ Matching splashbacks  
 ALSO AVAILABLE: ✓ Matching upstands

## Hatfield



- 22mm thick MDF five-piece shaker with small V joint detail
- Classic moulded frame
- A vinyl wrapped door with a grained finish
- Drawer fronts are solid slab design.
- Pan drawer fronts are shaker style design.



4

## Kensington



- 22mm thick MDF five-piece slim shaker
- 60mm stiles and rails
- A vinyl wrapped door with a grained finish
- Drawer fronts are solid slab design
- Pan drawer fronts are shaker style design.



4

## Padstow



- 22mm thick MDF five-piece shaker
- 75mm stiles and rails
- A vinyl wrapped door with a matt finish
- Drawer fronts are solid slab design
- Pan drawer fronts are shaker style design.



4

## Ashbourne




- 20mm thick square solid Ash frame door with 85mm stiles and rails with an internal mould
- Veneered centre panel
- Grain structure visible through painted surface
- Drawer fronts are a solid slab design

**ALSO AVAILABLE IN**

- ✓ A primed option so that you can paint your new kitchen in any colour your heart desires!



## Bloomsbury



- 18.5mm MDF door with 60mm slim shaker design
- Painted in a super smooth 'Silk' polyester paint to front, back and all edges
- Drawer fronts are a solid slab design
- Doors and drawers 18.5mm thick



## Hardwick



7


- 20mm thick, solid Ash frame slim shaker door with 75mm stiles and shallow recess Ash veneer centre panel
- Drawer fronts up to 175mm are a solid slab design, drawer fronts 283mm and higher are a shaker design
- Grain structure visible through painted surface

**ALSO AVAILABLE IN**

- ✓ Our primed option so that you can paint your new kitchen in any colour your heart desires!



## Marlborough



7

- 18.5mm MDF door with 90mm shaker design
- Painted in a super smooth 'Silk' polyester paint to front, back and all edges
- Drawer fronts are a solid slab design
- Doors and drawers 18.5mm thick



## Clifton



8


- 20mm thick, solid Ash frame faux in-frame effect door with 75mm stiles and shallow recess Ash veneer centre panel
- Drawer fronts up to 175mm are a solid slab design, drawer fronts 283mm and higher are a shaker design
- Grain structure visible through painted surface

**ALSO AVAILABLE IN**

- ✓ Our primed option so that you can paint your new kitchen in any colour your heart desires!



## Hawksmoor



8

- 20mm thick square solid Ash frame faux in-frame effect door with 85mm stiles and rails with an internal mould
- Veneered centre panel
- Grain structure visible through painted surface
- Drawer fronts are a solid slab design

**ALSO AVAILABLE IN**

- ✓ A primed option so that you can paint your new kitchen in any colour your heart desires!



# Oslo



9

- 21 mm thick, solid Ash frame micro shaker door with 25mm stiles and 17mm Ash veneer centre panel
- All size drawer fronts are a shaker design
- Grain structure visible through painted surface

*ALSO AVAILABLE IN*

✓ Our primed option so that you can paint your new kitchen in any colour your heart desires!

WHITE	SCOTS GREY	LIGHT GREY	GRAPHITE	ONYX	HERITAGE GREY	HIGHLAND STONE	FARRINGTON GREY	STONE GREY
BUTTER YELLOW	LAVA	COASTAL MIST	WINDSOR BLUE	OXFORD BLUE	SEA SALT	BEACH HOUSE	BISCUIT	SAGE GREEN
OLIVE	WILLOW	NEW FOREST	WISTERIA	PUMPKIN SPICE	CANDY FLOSS	ROSSO		

## Perfect Pairings

### CHOOSING YOUR PERFECT HANDLES

When choosing your kitchen handles, you will want to make sure that they reflect your personality and elevate your kitchen style.

Whether you prefer a seamless look by matching your handles to Blonde Oak, Portland Oak, Tuscan Walnut or Espresso cabinetry, or you want to make a bold statement with eye-catching gold or black knurled handles, our perfectly paired collection has something for everyone, with 173 stunning options to explore.

To see more of our handle advice and options, please visit our website.

Blonde Oak Handles



Portland Oak Handles



Tuscan Walnut Handles



Espresso



Knurled Handles




*Cup, Knob and Pull Handles*



*T-Bar and Pull Handles*

*Modern Handles*



*Fluted Handles*



*Industrial Style Handles*

## Thinking inside of the box

### OUR CABINETRY

How we live in our homes is evolving. Space-saving and easy to use storage solutions remain at the top of our wish lists, so we have torn up the rule book and opened the door to new opportunities.

Our cabinets are easy to use and offer you more space. By eliminating the need for old fashioned centre posts that appear inside most kitchen cabinets, we maximise every bit of available space and have increased the storage capacity by up to 30%!

Why not take a look at your current kitchen to fully appreciate the aesthetic and practical benefits that our market leading cabinetry can bring to your home?



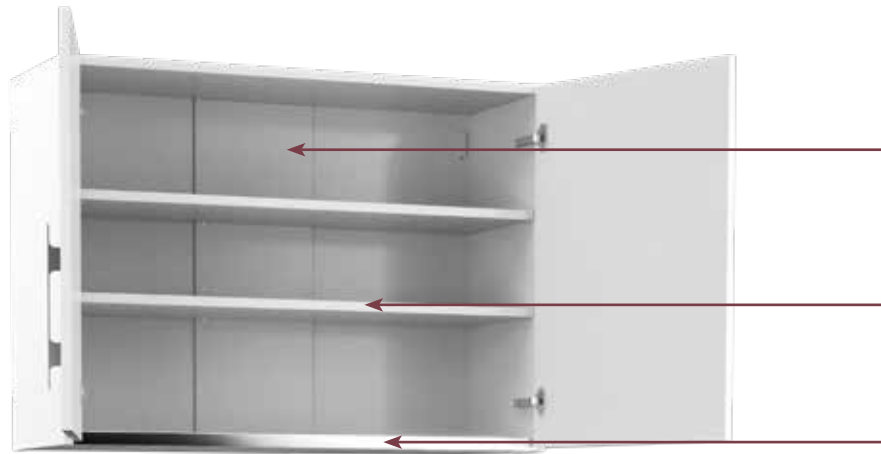
✓ Lifetime guarantee on all Blum moving parts



✓ 10-year warranty on cabinetry



✓ 3-year warranty on door frontages and decor panels



### No Centre Post


INCREASED SPACE, EASY ACCESS TO THE FULL WIDTH OF THE CABINET AND MORE USER FRIENDLY

### Deeper Cabinets

OUR STANDARD WALL CABINETS OFFER 30% MORE STORAGE CAPACITY

### Cabinet Rigidity

THE ALUMINIUM PROFILE PROVIDES ADDED STABILITY AND SECURITY FROM ITEMS FALLING OUT OF THE CABINET



### Solid Cabinets

OUR CABINETS ARE BUILT TO LAST, WITH 18MM TOP AND BACK PANELS FOR ADDED STRENGTH AND STABILITY

### No Centre Post

INCREASED SPACE, EASY ACCESS TO THE FULL WIDTH OF THE CABINET AND MORE USER FRIENDLY

### Deeper Cabinets

OUR STANDARD BASE CABINETS OFFER 17% MORE USEABLE SHELF SPACE

### Streamlined Hinge

SUPERIOR INLINE HINGE NOW OFFERS AN IMPROVED AESTHETIC VIEW


### Cabinet Stability

SIX CABINET LEGS WITH SUPERIOR FIXINGS FOR INCREASED CABINET STRENGTH


# Acoustic Wall Panels

ADD FURTHER CUSTOMISATION TO YOUR YOUR DESIGN


## Acoustic Wall Panels



BLONDE OAK




PORTLAND OAK



TUSCAN WALNUT



ESPRESSO



ONYX



BLONDE OAK ACOUSTIC WALL PANELLING



PORTLAND OAK ACOUSTIC WALL PANELLING



TUSCAN WALNUT ACOUSTIC WALL PANELLING



ESPRESSO ACOUSTIC WALL PANELLING



ONYX ACOUSTIC WALL PANELLING

## *Range Finder*

AMALFI	48-49, 76-79, 82-83, 110-113
ASHBOURNE	84-85, 140-141
BLOOMSBURY	14-17, 80-81
CLIFTON	102-103
DECO	110-111
HARDWICK	24-27, 42-45, 86-87, 98-99, 129-133
HATFIELD	11-14, 136-139
HAWKSMOOR	18-19
ITALIA	118-119
KENSINGTON	22-23, 46-47
LARNA	108-109, 114-115
LIGNA	28-29, 50-51, 60-61, 64-65, 76-79, 104-105, 144-145
LUMINA	28-29, 54-55, 106-107, 120-121, 148-149
MADOC	48-49, 56-65, 74-79, 114-115
MARLBOROUGH	20-21, 52-53, 100-101, 142-143
METALIX	28-29, 50-51, 55-56, 60-61, 64-65, 104-105, 144-145
MILANO	28-29, 50-51, 54-57, 60-63, 104-107, 120-121, 134-137, 144-145
OSLO	73-75, 95-97
OXWICH	30-31
PADSTOW	39-41, 134-135
ROMA	116-117, 146-147
SUTTON	28-29, 50-53, 56-63, 104-105, 108-109, 144-145, 148-149



## Your Dream Kitchen

### Can I buy directly from Masterclass Kitchens?

We manufacture our kitchen furniture and only supply via a network of approved and appointed kitchen specialists who possess the knowledge and skills needed to ensure you get the very best from your new Masterclass kitchen. They will be able to show you displays, samples and colour swatches of our products and design and install a kitchen to suit your budget.

### Where can I find a Masterclass Kitchens retailer?

The first step of your journey to purchasing your Masterclass kitchen is to visit one of our approved platinum partner kitchen specialists. With new retailers opening up across the UK, your Masterclass retailer should never be too far away.

You can find their details at: [masterclasskitchens.co.uk/retailers](http://masterclasskitchens.co.uk/retailers)

### What is the Masterclass Kitchens warranty?

All Masterclass kitchens carry a warranty to provide you with complete peace of mind.

Conditions apply, please refer to the website for our terms and conditions.

[masterclasskitchens.co.uk/product-tlc](http://masterclasskitchens.co.uk/product-tlc)



### How can I contact Masterclass Kitchens?

If you have a query and want to contact us, please email:

[hello@masterclasskitchens.co.uk](mailto:hello@masterclasskitchens.co.uk)

Visit our website to explore our range of kitchens, all things Masterclass and find your local retailer at [masterclasskitchens.co.uk](http://masterclasskitchens.co.uk).

### How can I find more inspiration from Masterclass Kitchens?

Take a look at our website to see our latest kitchen inspiration and ideas:

[masterclasskitchens.co.uk/inspiration](http://masterclasskitchens.co.uk/inspiration)

Alternatively, follow us on social media to keep up to date with latest trends, ideas and inspiration.



Please remember that whilst every care is taken to accurately represent the colours in this brochure, as a result of variables in the photographic and printing processes, they may vary from the actual product. The best way to make your final decision on colour and finish is to visit your local retailer who can provide actual samples. Also, as wood is a natural material, the colour, pattern of the grain and the finish may vary. E&OE.

## Environmentally Responsible

### Our Brochure

By using PEFC paper, we are supporting sustainably managed forests globally. The PEFC logo ensures that the paper comes from sustainably managed forests and recycled and controlled sources. For more information on PEFC-labelled products, visit [pefc.org](http://pefc.org)

We use the paper-certified Carbon Neutral by the World Land Trust's Carbon Balanced Programme. The World Land Trust is an international conservation charity that offsets carbon emissions by purchasing and preserving high-value conservation land. For more information, visit [carbonbalancedpaper.com](http://carbonbalancedpaper.com)

The inks used are vegetable oil based ensuring the brochures are suitable for recycling. Our printing partner holds the environment accreditation ISO 14001.

Our brochures are 100% kerbside recyclable.



[www.carbonbalancedpaper.com](http://www.carbonbalancedpaper.com)  
CBP018458



100% RECYCLABLE

### Our Kitchens

The board we use to create our kitchen cabinets is FSC® certified.

This means we support the conservation of wood as a resource. As a renewable material, it is sustainable; and nature-friendly management ensures the preservation of these areas. This is why we give priority to the processing of wood from certified forests. All wood purchased is monitored with a strict control process within the scope of the EUTimberReg and other forest certification systems.

We only work with FSC® and PEFC accredited forests, which are managed to the highest environmental, social and economic standards. Our supplier is the largest user of recycled material in the wood-based panel industry and focus on preserving the resource of wood.

Recycled wood makes up approximately 40% of a panel. Combined with material sourced by the forestry team, boards are made entirely from waste wood materials. We aim to use quality products that are fit for purpose with as little impact as possible on the environment in terms of waste pollution and energy use.

All packaging used to protect our kitchens during transit and installation, including any plastic banding, is fully recyclable and suitable for kerbside collection.

