

MASTERCLASS

magazine



MASTERCLASS®
— KITCHENS —

The Living Collection
Freestanding furniture



The Signature Collection
Unique storage solutions



Elite Sports Stars Kitchen
Inside George & Becky's New Kitchen



Delicious Recipes
Cook up a storm!



Seamless Design




H LINE, Sutton Inkwell with Farrington Grey

The Living Collection



Sutton Inkwell Sideboard from The Living Collection



H LINE, Sutton Inkwell with Legrabox R-Design drawers and internal cutlery tray

Say hello to Open Plan Living

Create your own style that's perfect for multifunctional family lifestyles and open plan living with The Living Collection.

Find out more and order a copy of our brochure at: masterclasskitchens.co.uk

MASTERCLASS[®]
KITCHENS



TOPS ON TOP

Cindy Crawford on Silestone Eternal Calacatta Gold

A product designed by Cosentino®



On Top

Discover more at [cosentino.com](https://www.cosentino.com) | Follow Us  



COSENTINO UK- CENTRAL OFFICES Unit 10 Bartley Point/ Osborn Way/ Hook
Hampshire RG27 9GX/ HQ: info.uk@cosentino.com

CONTENTS

Welcome to Edition 3 of the Masterclass magazine. Inside this issue you will see real homes, design tips, tricks and delicious recipes.



44 Inside George & Becky's New Kitchen

In this issue...

- 04 Masterclass Inspirations**
Follow us online for beautiful inspiration and find out what's new!
- 06 The Lust List**
The latest must-have furniture, design features and accessories.
- 10 Embrace Open-Plan Living**
Choose freestanding furniture to enhance your kitchen and living areas.
- 17 WIN!**
Subscribe to be in with a chance of winning a Coffee Table!
- 18 Brave The Colour**
Enrich your world with colour pops in your design.
- 32 Clever Co-ordination**
A space that is the true heart of the home
- 38 Country Classic**
A classic feel with beautiful romantic detailing.
- 44 Elite Sports Stars Kitchen**
We take a look inside George & Becky North's new kitchen!
- 48 Choose the Perfect Style**
What's the best kitchen style for your lifestyle?
- 51 Get the Look**
Find out how to follow key design trends.
- 62 Food & Drink**
Impress your friends and cook up a storm with our delicious recipes.
- 69 The Perfect Home Bar**
If you like to be the perfect host, then a home bar is what you need!
- 72 How Smart is your Wine?**
You can now control your wine cellar through a smartphone app.
- 75 Be the Barista!**
Check out Smeg's beautiful range of espresso machines for your perfect morning coffee.
- 76 Beautiful Real Kitchens**
See some of the stunning kitchens designed by our partners.
- 80 Buying your Dream Kitchen**
We answer some key questions regarding your new kitchen purchase.



Hello & Welcome.

Planning is the key to success, and this is completely true when it comes to creating your dream kitchen. Speaking to your local kitchen retailer will enable you to get the best possible design service to ensure you will have a kitchen to love for years to come. We are starting this journey for you with **How to Choose the Perfect Kitchen Style** on page 48.

In **Country Classic**, we speak to Imelda and Neil to see how they were able to create an open plan kitchen perfect for hosting family gatherings. Turn to page 38 to see their chic final result.

Discover more fabulous case studies over a coffee (perhaps brush up your skills with our article on how to **Release your Inner Barista** on page 75).

Colour is something that can enrich your world and encourage you to pay more attention to everything around you. Our refined range of painted colours can make a bold statement or keep it classically chic with a neutral palette. Head over to page 19 to **Brave the Colour**.

Finally, impress your friends and family with our **Food and Drink** section from page 62. Learn how to create a Classic Mojito and create your dream home bar while you are at it



Masterclass Kitchens

inspiration

Join us online for beautiful kitchen inspiration, gorgeous recipes and see what's new.

masterclasskitchens.co.uk



Our online inspiration blog is jam packed full of kitchen articles that have been featured in kitchen and home interior magazines.

Win!

Subscribe to our newsletter to be in with a chance of winning a coffee table of your choice from the living collection*. Simply visit masterclasskitchens.co.uk/subscribe to be in with a chance of winning! Turn to page 17 for more information.

*Terms & Conditions apply. Please turn to page 17 for more information.



Follow @masterclasskitchens on Instagram for stunning kitchen interiors, plus take a look inside some of our favourite 'Real Kitchens'



Cassie
Cassie Evans
Brand Manager

#MASTERCLASSMOMENTS

Simply tag us and use #masterclassmoments to tag us in your new Masterclass kitchen and living space. You will be entered into our free prize draw!



LINEA

Left: Linea Bi-Fold Wall cabinets. Right: Linea Lift Up Wall cabinets

The Lust List

Key design features, colour inspiration and iconic items to enhance your brand new kitchen scheme.



LINEA

SUPER SLEEK STORAGE

Available up to 2 meters wide, Linea base and lift up wall cabinets allow you to create an individual stand out modern design within your kitchen. Shown above in Sutton Light Grey



LINEAPLUS

MAXIMISE YOUR SPACE

LineaPlus are not only the widest but also the deepest drawers on the market - they open to 650mm deep, that's 200mm more than a standard drawer! Exclusive to Masterclass Kitchens. Available in Legrabox R-Design only.

The Hathaway



The Signature Collection

THE SIGNATURE LIFESTYLE

Quintessentially Masterclass, The Signature Collection is much more than a range of highly desirable and iconic storage features. It is a lifestyle choice, committed to giving you the best possible experience when selecting what goes into your new kitchen. Shown above, The Hathaway in Portland Oak

If only the perfect drawer existed ...it would blend beautifully with my kitchen, it would have a sleek and elegant design that allows it to coordinate with all my colours and finishes, it would work effortlessly – moving and closing as if by itself.

...out of the **LEGRABOX** thinking



Thinking like homeowners gives a new perspective now we invite you and them to take advantage of all the LEGRABOX benefits • impressive slim construction • wide range of colours • freedom to design and customise • multiple branding options.

LEGRABOX
A **blum**

www.blum.com/why-legrabox

THE POWERFUL PANTRY

A pantry is probably one of the first things that comes to mind when you mention 'dream kitchen storage'. It's certainly a show stopping piece and will fit in all your store cupboard essentials. The Hathaway is a quintessential storage feature that can be personalised to your needs. Available in 2 finishes and a slimline version to satisfy almost any space!



The Hathaway

The Hathaway in Tuscan Walnut

MAGNASPACE

If space is at a premium then MagnaSpace offers a strong, versatile and flexible storage solution. With soft close as standard, MagnaSpace carries vastly more weight than alternative wirework options and will suit the most demanding of spaces. Available in 3 different finishes.



MagnaSpace in Anthracite Linen

SPACETOWER

THE SPACETOWER

If you want the ultimate kitchen storage, then look no further than SpaceTower. One of the main benefits of SpaceTower is its easy access from every angle - you can reach each item with complete ease.

This attractive storage feature is available in a variation of widths and you can choose from 3 different finishes, meaning that SpaceTower will suit anyone's interior styles.



SpaceTower in Tuscan Walnut



Embrace *Open-Plan* Living

Having freestanding pieces of furniture throughout the home is fast becoming a necessity on most people's wish list. Check out some of our favourite pieces of kitchen and living furniture to enhance design.
masterclasskitchens.co.uk/freestanding-furniture

Marlborough Lava Tall Dresser with Portland Oak cabinet



Hampton Lava Sideboard

The *Living* Collection

“

To achieve the open-plan look, select core materials and colours that can easily connect the different zones for visual coherence.

CLEAN AND TIDY

Remember, with an open-plan design it's not just about the kitchen looking clean and tidy, but your living and dining spaces too.



Marlborough Hunter Green Side Table with feature Open Shelving and curved side panels



Hampton Mulberry Coffee Table with Portland Oak worktop

GO BEHIND THE SCENES

Having continuity between kitchen and living spaces means that your home instantly becomes more connected and will soon be the envy of all your friends.



Larna Graphite Sideboard

The Living Collection is a range of freestanding furniture that enables you to seamlessly connect and complement the furniture between your kitchen and other areas of your home.

DIFFERENTIATE WITH COLOUR

Choosing a different colour in living furniture to your kitchen design is a great way to break up the space between kitchen and living. A softer palette may sometimes be needed to help warm up living areas.



Madoc Mayfield Oak Coffee Table



Marlborough Lava Sideboard



Sutton Inkwell Sideboard



Left: Sutton Autumn Blush Sideboard Right: Sideboard with Media Shelf

LOUNGE IN STYLE

The lounge is one of the rooms we spend the most time in. Creating a space that reflects your personal style is easy with The Living Collection.

“

The Living Collection is about creating your own style, perfect for multi-functional, family homes that embody today's demand for open-plan living.

“There’s no surprise, due to the popularity of open plan living, that freestanding islands are becoming increasingly popular.”



Solva Prep Island in Scots Grey



Hardwick Freestanding Island in Oxford Blue

SPACE SAVERS

Opting for furniture that you can see underneath creates the illusion of a bigger space. Being able to see the floor space beneath your cabinetry allows a continuous flow and creates a clean, seamless look.



Marlborough Mulberry Freestanding Table Island



Hampton Freestanding Island in Farrington Grey

FURNITURE OVER CABINTRY

Move away from the typical ‘fitted kitchen’ look by opting for a freestanding island. Using kitchen furniture ensures that the space is still functional and usable while keeping the design on trend.



Solva Freestanding Island in Vintage Rose



Hardwick Freestanding Island in Highland Stone



Sherborne Freestanding Island in Mulberry

Serving up the finest VEHICLE LEASING DEALS



- 1.** We quote on all makes and models of vehicle, for business or personal.
- 2.** A dedicated specialist is here to help from start to finish.
- 3.** Free nationwide delivery on all vehicles.
- 4.** No document fees charged, pay nothing until the car is delivered.
- 5.** A name that you can trust, over 10 years of experience.

Let us search out the best offer for you.

Call **0345 299 0450**, email **info@goforfinance.com** or visit **goforfinance.com**



WIN a Coffee Table worth £500*

Subscribe to be entered into our competition to win a Coffee Table from The Living Collection!



Hampton Mulberry Coffee Table in Mulberry with Portland Oak, 1320mm wide

Open plan living is now less about focusing on one big space and more about using space cleverly.

Simple things like using different finishes for various zones can really help add definition to different areas. Using pieces of freestanding furniture from The Living Collection will allow you to continue the theme of your kitchen into living and dining areas. The key to success lies in seeing the living area as an extension of the kitchen and styling the entire space accordingly.

We are offering you a chance to win a 620mm Coffee Table of your choice! The winner can choose from a Modern or Classic Coffee Table with the colours and finishes of their choice. To enter, simply follow the instructions in the text box on the right. Good luck!

HOW TO ENTER

For your chance to win a Coffee Table from The Living Collection, visit **masterclasskitchens.co.uk/subscribe** and sign up to receive our latest inspiration, information on products and accessories. The winner can choose their desired finish and colours for the 620mm Coffee Table.

Contact your local Masterclass Kitchens retailer to see The Living Collection on display!

The *Living* Collection

*Terms and conditions apply. For details, visit masterclasskitchens.co.uk/terms-conditions

*1. The prize draw closes 31st December 2019. The winner will be notified after the closing date 2. The prize is to win a Coffee Table from The Living Collection. The size of the Coffee Table is 620mm and you are able to choose from the Classic or Modern variation with the worktop of your choice that is available in that range. 3. Subject to availability, non-transferable or refundable. No cash alternative will be given. The prize includes delivery to a ground floor room of choice only. Removal of existing products is not included 4. Open to residents within the UK (mainland), over the age of 18 5. Only one entry per person 6. The winners must be willing to participate in publicity, if required 7. The company decision is final. Correspondence will not be entered into. 8. The winners are selected at random, from correct entries received, after the competition end date. 9. Allow 10-12 weeks from selection to completion 10. Reproduction of this competition, in whole or part, without written permission is permitted 11. Masterclass Kitchens reserve the right to change the terms and conditions, or cancel, alter or amend the draw or the prize due to any circumstances that arise beyond our control, or at our own discretion. Any such changes may be posted on the website or otherwise notified to entrants. It is the responsibility of entrants to check thoroughly the terms and conditions that apply to the competition




Hampton Mulberry Side Table

Brave *the* Colour

Colour is something that can enrich your world and encourage you to pay more attention to everything around you. That's why Masterclass Kitchens have carefully created and refined their range of painted colours. Make a bold statement or keep it classically chic with a neutral palette, the choice is yours.

TWENTY-SEVEN BEAUTIFUL PAINTED COLOURS





Hardwick Wisteria with Mulberry and Light Grey

WISTERIA

MULBERRY

BE BRAVE

Incorporate just the right amount of purple into your scheme to make a low-key statement. Whether it is wall units, an island or peninsular you can create a bold, yet elegant design. Mixing with a neutral palette or even warm woods would ensure that the layout is not overpowering.



Hardwick Wisteria



Hampton Mulberry with Farrington Grey



Sherborne Mulberry with Highland Stone



BABY BLUES

A lighter blue doesn't overwhelm a space and creates a crisp and airy effect. Perfect for a coastal design.

Solva Coastal Mist



Marlborough Coastal Mist with White

COASTAL MIST

WINDSOR BLUE

OXFORD BLUE

ADD ACCENTS

Using a shade of blue for a kitchen island acts as an accent and focal point for the kitchen design.



Ashbourne Windsor Blue with White



COLOUR BLOCKING

Using blocks of colour allows you to zone areas of your kitchen from food preparation and cooking to dining, entertaining and relaxing. A harmonious kitchen and living space is designed to complement our busy lives.





H LINE . Larna Highland Stone with Stone Grey Handle Rail

BE BOLD ELSEWHERE

If you want to incorporate a bold colour through statement tiles or wallpaper then consider a neutral shade to help complement it, without looking too busy.

BRING IN THE WARMTH

Small details, such as adding wooden stools to match your wood effect cabinets, is the perfect complement to the warm finish of your chosen door colour.

HERITAGE GREY

HIGHLAND STONE

FARRINGTON GREY

LAVA

SHOW OFF YOUR STYLE

Using neutral tones acts as a wonderful backdrop to help set off other areas of your kitchen. Whether you want to mix and match your cabinets with a vibrant colour, or choose to have a statement wall, you will always have a clean, crisp look.



Wimbourne Heritage Grey



Hardwick Lava with Highland Stone

FRESHEN UP

The beauty of a warm neutral palette is the clean, airy feel it can bring to a room, an easy way to lift your space.



Shelford Highland Stone

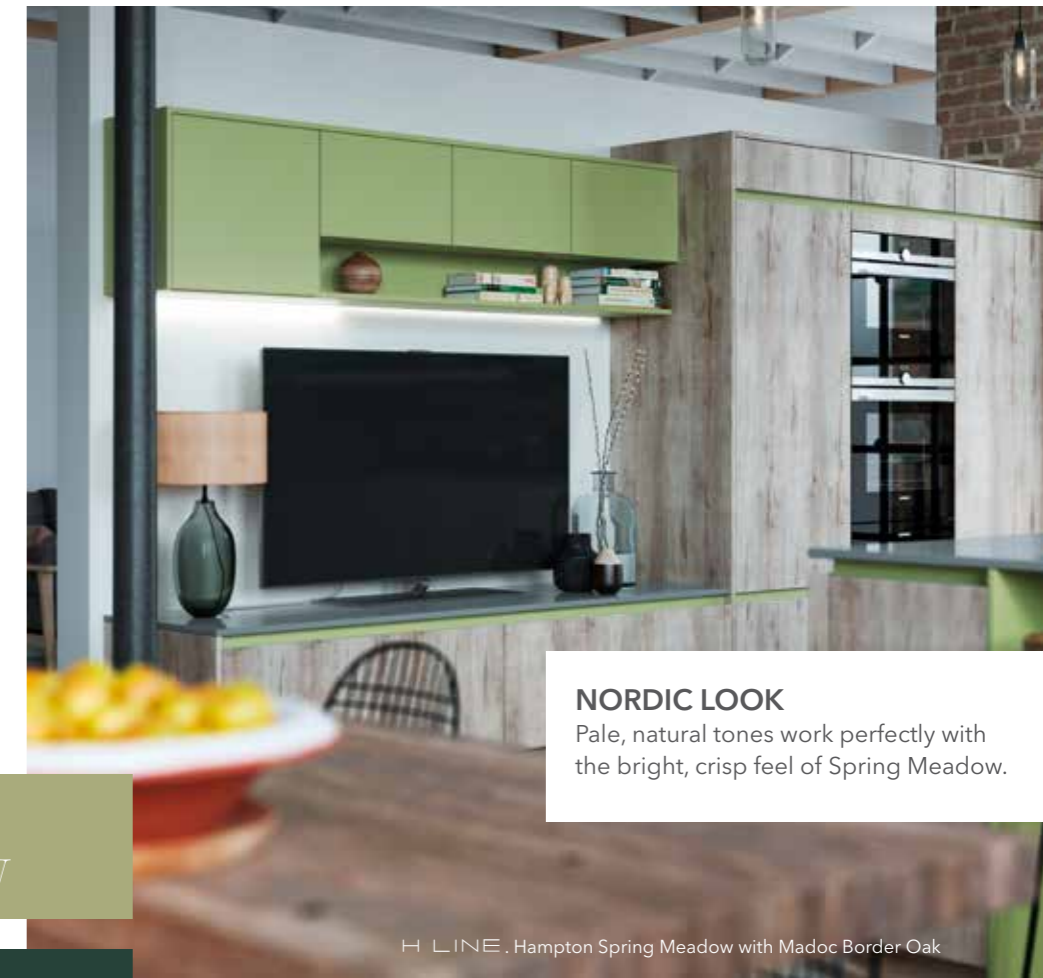


COMPLEMENT WITH WARMTH
Green is perfect company for earthy tones that bring out it's warmer side.

Marlborough Hunter Green



Marlborough Hunter Green open shelving with Side Table from The Living Collection



NORDIC LOOK
Pale, natural tones work perfectly with the bright, crisp feel of Spring Meadow.

H LINE . Hampton Spring Meadow with Madoc Border Oak

SPRING MEADOW

HUNTER GREEN



Marlborough Hunter Green with Farringdon Grey

TERRACOTTA SUNSET

SUBTLE HUES

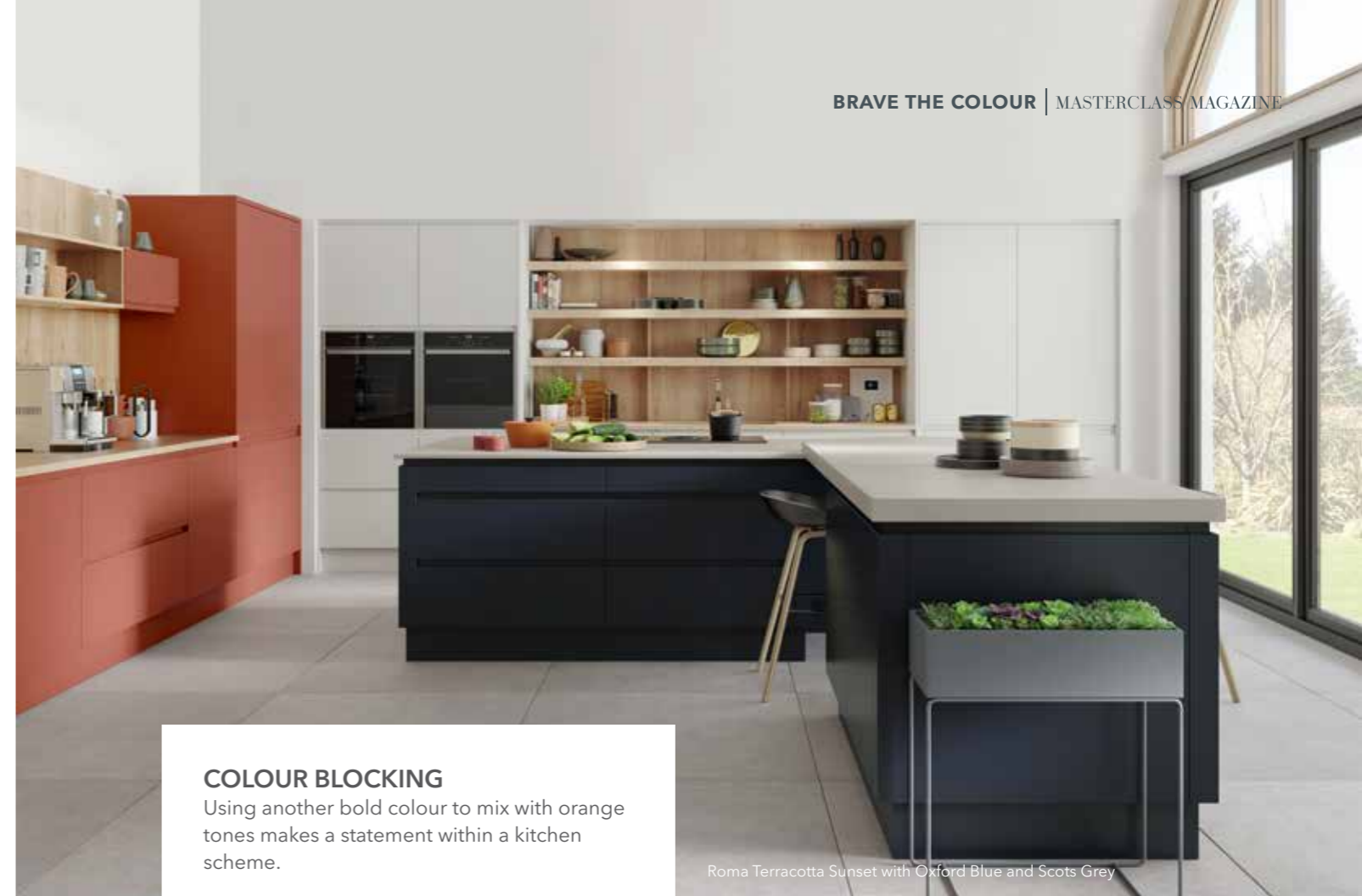
Orange doesn't have to be dramatic, it can be muted and offer a subtle warmth instead of taking over a scheme. Incorporate with natural woods and neutral tones to inject colour into a room. Terracotta Sunset releases a feeling of energy, excitement and warmth. Cleverly used, it can add an unexpectedly pleasing statement to the room that is the hub of the house.



H LINE . Hampton Terracotta Sunset with Mussel, Madoc Mayfield Oak and Messina Oak Handle Rail



Carnegie Terracotta Sunset with Scots Grey



COLOUR BLOCKING

Using another bold colour to mix with orange tones makes a statement within a kitchen scheme.

Roma Terracotta Sunset with Oxford Blue and Scots Grey

Using a bold, bright colour is a perfect way to draw the eye to a specific design feature.



Roma Terracotta Sunset



AS SEEN IN
d DESIGNER
KITCHEN & BATHROOM



Clever COORDINATION

Nick and Leila wanted a functional, open-plan kitchen space that would cope with the daily commotion of family life, yet switch seamlessly into entertaining guests at evening dinner parties

RANGE H LINE HAMPTON OXFORD BLUE WITH MADOC MAYFIELD OAK



WARMING WOOD

The lifelike texture of Madoc Mayfield Oak imparts a rustic, tactile beauty to the smooth and sleek appearance of the rest of the room.

"We wanted a spacious island for preparing family meals while incorporating a seating area we could use for cocktail hour with friends!"

We spoke to Luke Counter, of Counter Interiors and found out how they created Nick and Leila's dream kitchen.

'When Nick and Leila approached us, they were extending the back of their house and removing internal walls to create an open plan kitchen. They wanted a functional space that would cope with the daily commotion of family life with their two young children, whilst enabling them to switch seamlessly into entertaining guests at evening dinner parties.'

'We felt the Hampton Oxford Blue Handleless range would work perfectly with the white worktops and the customers white floor tiles. The Handleless style is sleek, modern and sophisticated and when used with the silk finish, portrays a regal touch, which exudes quality and grandeur. We contrasted the smooth, cool tones of Oxford Blue with the warm and textured Mayfield Oak creating a seamless transition to the natural colours of the garden outside. The lifelike texture of the Mayfield Oak doors imparts a rustic, tactile beauty to the smooth and sleek appearance of the rest of the room.'



CONTRASTING TONES

H Line Hampton Oxford Blue and contrasting Madoc Mayfield Oak sits comfortably alongside the white worktops and floor tiles.



'Overall the new kitchen and living space has transformed the way Nick and Leila live together with their two children. The room is now the heart of the family home, increasing the time they can spend together and enhancing family gatherings and evening entertainment exponentially.'

'Nick and Leila are both delighted with the final design, the sleek and stylish Handleless scheme is now the hub of their family life but also the perfect entertaining kitchen.'

COMPACT ZONE

Ovens are fitted at a height to suit and placed in close proximity to the hob to create an efficient and compact cooking zone.



OPEN SHELVING

Madoc Mayfield Oak open shelving creates a perfect transition between soft furnishings as well as the myriad of natural colours from the garden.



AS SEEN IN
**COUNTRY HOMES
& INTERIORS**



Country *CLASSIC*

A restrained colour palette means Imelda Leonard's kitchen remains sleek while revelling in romantic detailing.

RANGE ASHBORNE LIGHT GREY & DUST GREY



‘Our designer, Craig, put us in touch with a previous client. Seeing their new kitchen was so helpful’



Having a large extended family, Imelda Leonard and Neil Stringwell knew they wanted to create an open kitchen to accommodate regular family gatherings.

After years of renovations, what once was two cottages, has now been knocked into one large home with all the beautiful country quirks and homely touches. Until last year, the kitchen and dining areas were separate. ‘We wanted a room where we could be together’. When deciding on the layout a large island was a must have feature, along with a large dining area to ensure no matter the amount of guests, there will be room.

For the style they wanted something that was both modern at heart but still held subtle country touches, which is why the Ashbourne painted range in Light Grey and Dust Grey, is the perfect combination. Along with the range, they opted for Portland Oak cabinets that instantly give the kitchen the high-end look, especially if you create some clever open shelving to really give it that bespoke look.

Craig Atkinson of AKA Interiors, Masterclass Kitchens Platinum Partner, was their go to kitchen expert. Imelda felt he was an excellent find as ‘he grasped what we wanted straight away’. Working together, they created an elegant and understated kitchen. Craig explains ‘overall, it is still a contemporary feel, but the lavish island worktop, glass-fronted display cupboards and curves used throughout - softens the effect.’

A SPLASH OF LUXURY

A double thickness bevelled edging to the worktop adds a splash of luxury to the centrepiece.



AS SEEN IN
**COUNTRY HOMES
& INTERIORS**



A VIEW TO ENJOY

‘Taking down a wall has made a huge difference - the room is so airy now, with plenty of light from the large bay window.’



SOFT AND SOPHISTICATED

Glass-fronted open-display dresser doors help to break up the lengthy run of cabinetry along the wall and adds depth.

WARM UP WITH WOOD

Built in bench seating is perfect for extra storage while adding another design layer. Adding 3 storage drawers means some of those less essential items can be stored out of sight.





George & Becky's *DREAM KITCHEN*

We spoke to British & Irish Lion and Welsh International Rugby Star, George North and Double Olympic Silver Medal Cyclist, Becky North about their new dream kitchen.

RANGE H LINE SUTTON LIGHT GREY



*'We fell in love with the H Line range!
Our designer gave us ideas that we hadn't
thought of that truly added to the kitchen'*

It's not every day that you get the chance to meet a British & Irish Lion and Welsh Rugby International star and Double Olympic Silver Medal Cyclist, let alone help them to plan their dream new kitchen! We spoke to George and Becky to find out a bit more about their new space.

'When we bought our house, the kitchen that was installed was a Masterclass Kitchen and so we didn't hesitate in visiting them for our new kitchen project.'

'We fell in love with the H Line range and the super modern look that it could give us. We wanted sleek storage and so the Legrabox R-Design was perfect as it matched the modern aesthetic of the kitchen we had chosen. We have internal cutlery drawers under our hob and also a SpaceTower - it's brilliant for holding all our ingredients.'

'It was a must to have our beloved coffee machine installed and hooked up to the mains water. We're pretty serious about our coffee! Becky has the latte art down to a T. This was incorporated perfectly into the design.'

'We can't speak highly enough about the service we have had. From the moment we walked into the Sigma 3 showroom to the final handover, everything has been amazing. We certainly won't hesitate to recommend to our friends and family. When the time comes for another kitchen, we know where we'll be going! So, a big thank you from Becky and myself.'



THE PERFECT SPACE

A space for cooking, making their favourite coffee, dining and entertaining



EVERYONE'S WELCOME

The kitchen is also loved by Dachshund's Darcey and Lola

How To Choose The *perfect* Kitchen Style

How do you find the right kitchen to suit your needs? You may lead a busy lifestyle with a young family or, alternatively, you may find solace in having a peaceful, calm kitchen and living space. We have put together some key questions to ask yourselves before beginning your brand new kitchen journey.



About your property

With the increase in popularity of open plan living, people are opting for extensions or remodelling before undertaking their kitchen journey. Here are a few points to meet the criteria of Permitted Development rights, you can get further advice from your local planning office:

- The extension must not use more than half the area of the land around the original house and other buildings
- It can't be higher than the highest part of the roof
- A single storey extension can't be more than 4 metres high
- A two-storey extension can't extend more than 3 metres beyond the rear wall of the original house
- Side extensions must be single storey, with a maximum height of 4 metres and a width no more than half the width of your house
- The materials used must be similar to those used on your existing house

It is also vital to consider some of the more practical points, such as:

Would plumbing or electrics need to be moved?

If the kitchen is going to be an open plan, multi functional space, then have you considered a utility room to house some of the noisy appliances, such as a washing machine and tumble dryer?

SPACETOWER



About your space

It is really important to consider how you want your kitchen space to be used and draw up a list of all the activities that are likely to take place. Think about how you currently use your kitchen:

What are your current likes and dislikes about your kitchen?

How do you visualise your new kitchen working for you?

Will the space be purely for practical tasks, such as cooking, or is it likely to be a place where friends and family can gather together too?

Will you require seating in your kitchen? (Whether it is on an island or would you require a dining table)

Consider layout options, such as: Will you have a U/L shaped layout?

Do you want an island? (If you are short on floor space then consider a peninsular)

MAGNASPACE



About your style

Choosing a kitchen to suit your style and lifestyle is a decision not to be taken lightly. With over 270 different door options and 40 colours, there is always an option to accommodate any taste.

Do you want to achieve a Modern or Classic look?

Have you thought about a colour scheme? Do you want to incorporate a bold door colour?

Do you want to mix and match door finishes and colours?

Are you likely to include statement splashbacks, walls or tiles in your scheme? This could determine a door colour or finish you may have already chosen.

Do you want to include clever storage features from 'The Signature Collection'?

Does your colour scheme need to flow from kitchen to living space?

Have you considered freestanding furniture from 'The Living Collection' to transition between kitchen and living spaces?



The next steps

Once you have taken the time to consider the questions in this section, it would be a great idea to visit your nearest Masterclass Kitchens Platinum Partner to discuss your project further. They have a wealth of knowledge and may be able to help you with some of the more difficult questions you have come across.

To book your free design appointment with your nearest retailer, visit [masterclasskitchens.co.uk/design-visit](https://www.masterclasskitchens.co.uk/design-visit) and start your journey to your perfect kitchen today.



Premium kitchen sinks and taps by BLANCO.

Designed and engineered in Germany, our products are renowned for exceptional quality, first-class aesthetics, functional superiority and a versatile range to suit all kitchen styles. For more than 90 years we have continued to develop our products to enhance changing lifestyles, always delivering the best in design and innovation.

BLANCO
GERMANY



ETAGON SILGRANIT® PuraDur®
PANERA-S Brushed Stainless Steel Tap

GET THE H LINE LOOK



Three, it's the magic number.

Cleverly designed sinks, extendable spray taps and super-practical BLANCO accessories; three things that will turn your kitchen sink into a space-saving, time-saving, creative hub.

The ultra-versatile ETAGON range with three working levels.

Multiple working levels:

1. Bowl (rinse / wash)
2. Rail (drain / dry / soak)
3. Surface (prep / serve)

Quality material choices:

1. Stainless Steel
2. SILGRANIT® PuraDur®
3. Ceramic PuraPlus®

Installation options:

1. Undermount
2. Inset in the worktop
3. Inset flush with worktop*

Rinse, drain and prepare food or wash, soak and dry dirty dishes at the same time. Keeping the water and clutter contained within the three levels of the sink space, thanks to the integrated ledge designed into ETAGON sinks, the ingenious rails that create that all important additional level and a collection of compatible colanders, drainers, boards and caddys.

Create a space that works for your lifestyle now and in the future with the quality to last. Discover more about the amazing ETAGON range at blanco.co.uk/etagon.



ETAGON Ceramic PuraPlus®



ETAGON Stainless Steel
*Inset flush available in Stainless only

H Line is an ultra minimal, clean lined mix of gloss, textured and super smooth finishes, all blended together with a true handleless programme of furniture.



MIX OR MATCH YOUR SCHEME

Create the ultimate design statement by mixing and matching two or more completely different textures and tones.

AVAILABLE RANGES

- Hampton
- Lumina
- Madoc
- Sutton
- Larna
- Deco



H LINE . Lumina Mussel with Madoc Terra



H LINE . Spring Meadow Handle Rail with Madoc Border Oak



H LINE . Lumina Light Grey with Deco Scotia Grey



H LINE . Sutton Dust Grey with Madoc Border Oak



H LINE . Sutton Inkwell with Farrington Grey

HANDLE RAIL PERSONALISATION

Add another dimension to your kitchen by using one of our 30 handle rail colour choices to match or contrast your design.



H LINE . Graphite Handle Rail with Madoc Portland Oak and Sutton Scots Grey



H LINE . Oxford Blue Handle Rail with Hampton Oxford Blue



H LINE . Aluminium Handle Rail with Larna Graphite



H LINE . Messina Oak Handle Rail with Hampton Mussel

The Signature Collection

LINEA

LINEAPLUS

LINEA & LINEAPLUS DESIGN STATEMENT

Linea wall and base cabinets available up to 2 meters wide and Linea Plus drawers available 650mm deep.



H LINE . Sutton Inkwell with LineaPlus Legrabox R-Design drawers featuring internal cutlery trays



Linea Wall units



H LINE . Sutton Scots Grey Linea Drawers

EASILY ACCESSIBLE

Double doored cabinets are supplied without a centre post for ease of access and maximum storage.



H LINE . Hampton Oxford Blue with Madoc Mayfield Oak



H LINE . Hampton Scots Grey

FIVE DIFFERENT WALL CABINET HEIGHTS

Wall cabinets are available in 5 heights from 322mm to 920mm allowing freedom of design.



H LINE . Sutton Scots Grey with Madoc Portland Oak

18 DIFFERENT BASE CABINET WIDTH OPTIONS

Choose from 18 different base cabinet widths and 3 depths including our Linea and LineaPlus drawers.



H LINE . Sutton Dust Grey with Madoc Chalkwood



LINEA

H LINE . Sutton Inkwell with Linea Wall Units



H LINE . Hampton Highland Stone



**Used™
Kitchen
Exchange**

You'll love what we do!

www.usedkitchenexchange.co.uk

Selling your ex display kitchens

Sell Ex Displays fast and hassle free with our fully managed service. Fixed sales fee of £850 +VAT (saving £400 for Masterclass dealers)

Offering your customers a trade-in for their used kitchen

The perfect eco solution for a used kitchen with a cash payment to delight your customers (Average return £2500)



For more details, please call **HELEN LORD** at UKE on **0151 541 9420** or email helen@usedkitchenexchange.co.uk

Bob McEvoy – Designs for Living (Masterclass Platinum Partner)

'Before UKE we struggled to sell displays, losing money to get rid. UKE took away the headache and found us a buyer and even removed the kitchen! I am using them again for sure'

Get *the* Classic Look

If a classic painted kitchen is what you desire, then our timeless quintessential British ranges will help ignite this dream.



1 Painted Grey Tones

Create a look that's very of the moment using Grey tones, our mix of Light Grey and Dust Grey is a sure fire winner.



2 Warming Wood

The addition of wood tones into your kitchen scheme will bring a warm, rustic and classic feel with a handmade edge.





Hardwick Oxford Blue with Farringdon Grey

3 Mix & Match Styling

Sometimes you may wish to use a bright and bold colour in your kitchen scheme. One of the best ways to do this is to mix and match with one of our neutral base colours to create a harmonious feel. Depending on whether you want a warm or cool colour palette, some of our favourites include, Mulberry and Graphite, Oxford Blue and Farringdon Grey and Coastal Mist and Scots Grey.



Marlborough Hunter Green with Farringdon Grey



Ashbourne Mulberry with Graphite



Solva Coastal Mist with Scots Grey



Hardwick Mulberry with Light Grey



MagnaSpace in Portland Oak

MAGNASPACE A storage system that is strong, versatile and flexible. MagnaSpace will carry vastly more weight than alternative wirework systems and suit the needs of the most demanding of spaces.

4 Signature Storage Essentials

The Signature Collection ensures you get the very best from your kitchen design. Each piece has been carefully designed to ensure all your organisational needs can be met, there really is something for everyone.

The Signature Collection



MagnaSpace in Tuscan Walnut

The Hathaway A quintessential storage feature that can be personalised to your needs. If you're a keen cook and want your pantry perfectly organised, this is the storage feature for you!



The Hathaway in Tuscan Walnut



The Lansbury in Portland Oak



The Lansbury in Tuscan Walnut

The Lansbury

The pantry is a beloved feature within the kitchen that takes us all back in time, therefore it's no surprise that The Lansbury has become such an iconic storage feature. This corner pantry allows you to keep your food and cookware in one place and within easy reach. Available in 11 cabinet colour options to give you even more choice.


DECO GLAZE™

Bespoke Manufacturers of Decorative Glass Surfaces

Our inhouse experts produce stunning bespoke glass using industry-leading technology, to create truly unique splashbacks, wall cladding or worktops.

Tel: 020 8569 8585
WWW.DECOGLAZE.CO.UK

Brilliance . Vision . Precision



Tuscan Walnut Drawer with Internal Cutlery Tray



Portland Oak Drawer with Internal Cutlery Tray

5 Beauty Is More Than Skin Deep

Create a wonderfully bespoke look with our stunning Portland Oak or Tuscan Walnut drawers. You can accessorise with internal cutlery trays and combination utensil drawers.



SPACETOWER

Portland Oak SpaceTower



Combination Utensil Drawer in Tuscan Walnut

6 Open Storage

This is a perfect way to house your favourite trinkets, ornaments and accessories or house your favourite recipe books so they are always within reaching distance. The possibilities are endless.



Island Open Box Shelving



Island Open Shelving

FOOD DRINK

Expecting friends this weekend and unsure what to cook? Well, we've got a superb, yet simple menu for you to try that will leave guests really impressed. What more could you want?!

Beetroot AND POTATO SALAD



SERVES 4

Ingredients

- 900g potatoes, washed and cut into bite-sized chunks
- 2 tbsp olive oil
- 4 medium beetroots
- 1 shallot
- 40g mayonnaise
- 1 tsp apple cider vinegar
- 1 tsp Dijon mustard
- Dill to garnish

Method

1. Place the potatoes into a large saucepan. Cover with salted water and cook on medium until just tender - around 15/20 minutes. Drain and sprinkle 1 tbsp of olive oil and toss to cover. Set aside.
2. Cook the beetroots over a medium heat for 45-60 minutes, or until fork tender. Drain and let them cool slightly. Peel and cut into medium to thick chunks. While still warm, sprinkle with 1 tbsp of olive oil and toss to cover. Set aside.
3. Mix the potatoes, beetroots and shallot in a large bowl.
4. In a small bowl, whisk the mayonnaise, vinegar, mustard and dill. Toss with the vegetables. Taste and adjust salt if necessary. Serve and enjoy.

GNOCCHI

WITH

MUSHROOM &

Blue Cheese

SERVES 4

Ingredients

- 2 x 400g packs of fresh gnocchi
- 1 tbsp of olive oil
- knob of butter
- 1 large onion, roughly chopped
- 500g Portobello mushrooms, sliced
- 2 large garlic cloves, chopped
- 150g pack of creamy blue cheese
- small pack of parsley, chopped

Method

1. Bring a large pan of water to the boil and cook the gnocchi according to the pack instructions. They are ready when they float to the top. Drain and set aside.
2. In the meantime, heat the oil and butter in a large frying pan. Add the chopped onion and mushrooms, cook for 1 minute over a high heat, then turn down to medium and put the lid on. Cook for 5 minutes, stirring a few times.
3. Remove the lid and add the garlic, cook for 1-2 minutes, then stir the gnocchi back into the pan. Scatter over the chunks of blue cheese and the parsley.



VITALITY SYSTEM



Introducing the **NEW Vitality System**. A suite of appliances that offer excellent food storage, preservation, precision cooking, and most importantly **tasty food**.



BLAST CHILLER

- Rapid freezing to -18°C maintains the properties of fresh food
- Blast chilling cooked food to just +3°C in under 90 mins preserves freshness
- Cook dishes to 75°C using 'ready to eat' function
- Prove bread with leaven and rise functions



STEAM OVEN

- Retain natural flavour, nutrition and texture of food.
- Cook steamed rice, casseroles, curries, puddings, fish, vegetables with ease.
- Combination steam function ensures juicy roasting results and light aerated bread doughs.
- Sous vide function cooks food gently and precisely.



VACUUM DRAWER

- 99.9% vacuum ensures foods can be kept for 70% longer.
- Food quality, nutrition and taste is preserved.
- Prepare foods for delicate sous vide cooking.
- Chefs Function marinades food in just 5min.

SWEET POTATO Brownies

MAKES 8

Ingredients

- 450g sweet potato
- 75g raw almonds
- 60g oats
- 10 tbsp cocoa or cacao powder
- 6 tbsp coconut or cane sugar

Method

1. Peel the sweet potatoes and chop them. Steam or boil until soft (roughly 25 minutes)
2. Preheat the oven to 180°C
3. Place the almonds in a food processor and blend until they have made a flour
4. Add the oats and blend again
5. Once the sweet potatoes are cold, add them to the food processor along with the rest of the ingredients and blend one more time
6. Place the batter into a baking dish and bake for 25-30 minutes.
7. Cut the brownies into squares once they have cooled slightly, serve and enjoy!



Made any of our recipes?

Tag us @masterclasskitchens on Instagram and show us your baking skills!



THE Classic MOJITO

The perfect Home Bar

Choose a beautiful drinks cabinet, such as The Connery, or opt for open shelving and wine racks to house your favourite tipples. Serve your drinks in style from a dedicated space, find your favourite below and let the celebrations commence!



The Connery

The Connery in Tuscan Walnut

The Signature Collection

GET SET FOR COCKTAILS
The Connery is a beautiful cocktail cabinet that will add luxury and glamour to any scheme. If your home is often the social destination for family and friends, then this iconic piece of furniture must be included within your new kitchen design.



The Connery in Portland Oak

"Irresistibly fresh and punchy"

SERVES 1

Ingredients

- 2/3 cups of Cuban white rum
- 1/2 cup of fresh lime juice
- 22 mint leaves
- 4 tsp white cane sugar
- Ice cubes as necessary
- Soda water

Method

1. Grind the mint leaves with the sugar and lime juice and pour into a glass
2. Add a splash of soda and pour the ice into the blender
3. Crush ice to the desired consistency
4. Pour the crushed ice into the glass. Pour the rum and top with more soda
5. Decorate with mint leaves and slices of lime



The Connery in Tuscan Walnut with Anthracite Linen

SUITS EVERY SCHEME

The Connery works perfectly if you're opting for open plan living and this statement piece blends seamlessly from kitchen to living space.

WORK YOUR KITCHEN HARDER

Give your kitchen the ability to work in several ways. By day, meal preparation; by night, a beautiful bar! Open shelving and wine racks allow you to showcase your favourite bottles, glasses and ornaments. This means the bar is always going to be open!



Ashbourne Light Grey with Portland Oak glass cabinetry



Shelford Graphite with Tuscan Walnut open shelving

EXPECT THE UNEXPECTED

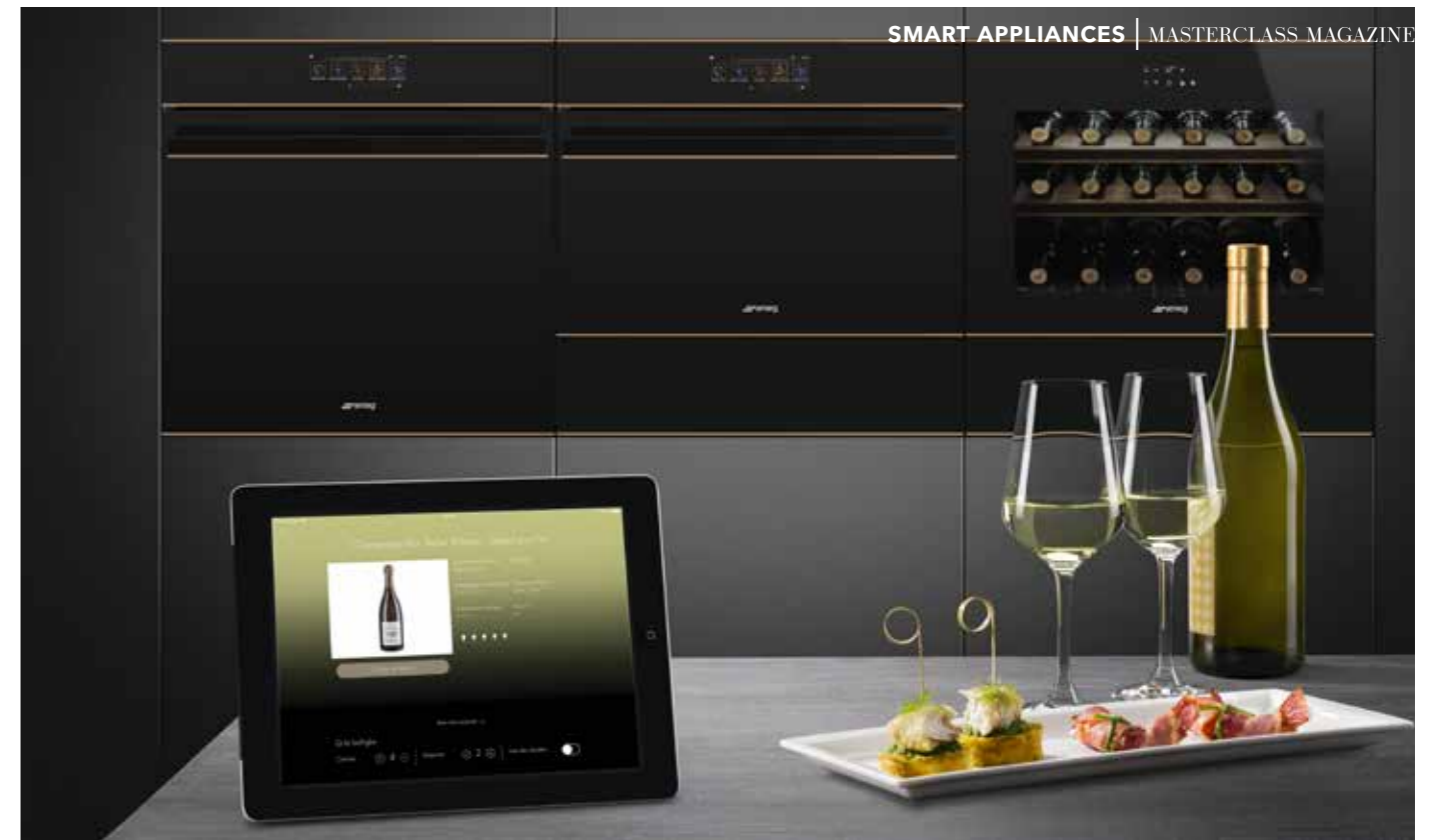
Conceal your bar away in a kitchen cupboard and wow your friends by unveiling your pride and joy. Showcase beautiful glassware in glass cupboards or glass racks for an eye pleasing design.



Shelford Graphite with Tuscan Walnut open shelving



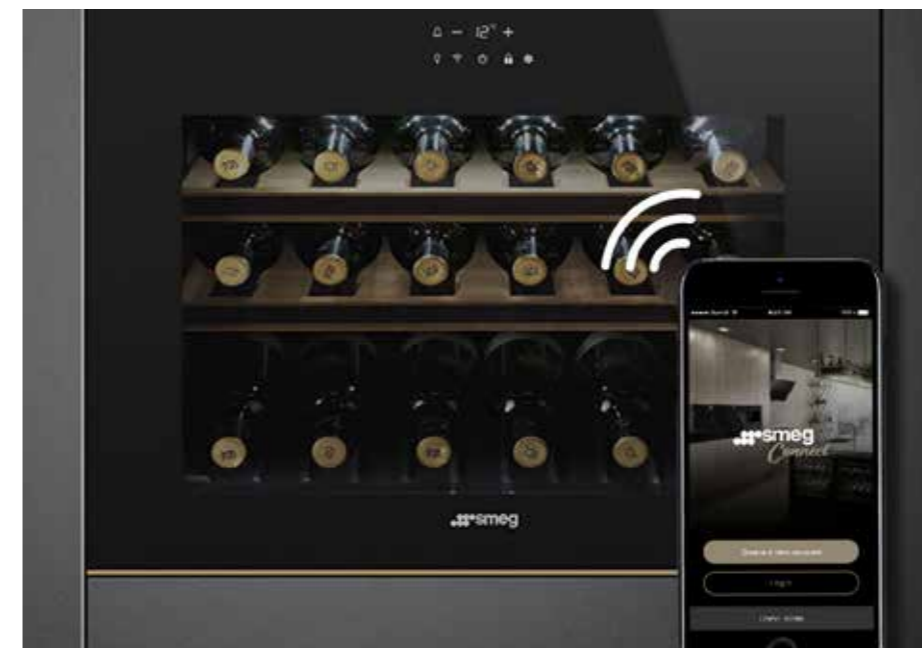
How *smart* is your Wine?



According to Yale neuroscientist Gordon Shepherd, drinking wine activates more grey matter in the brain than listening to music and solving maths equations. Wine connoisseurs, rejoice! Not only is wine delicious, but drinking it could actually make you smarter! With this in mind, it is vital that your wine collection is kept at optimum temperature and can be monitored at any point.

Monitor and remotely control appliances and devices: today all this is possible thanks to the SmegConnect new App, already available for wine cellars and shortly for ovens and dishwashers, to control all functions through smartphone and tablet.

Smeg have launched an App which joins a cosmopolitan feature, the Wine Cooler and a Made in Italy soul, with a strong focus on Food & Wine experience. Thanks to the SmegConnect App, you can easily monitor and remotely control all functions of your wine cellar through smartphone and tablet.



Advanced technologies allow the best solution for preserving and exhibiting a precious and valuable wine collection. SmegConnect's functions include, sharing the wine list through Facebook with your friends, managing programs and switching on and off. Its attractive and intuitive interface gives access to many additional contents, such as recipes and matching wines.

You can view the entire range from Smeg at smeguk.com





DOLCE STIL NOVO

An extensive collection of premium built-in appliances, including advanced ovens, hobs, blast chillers, vacuum drawers, wine coolers, coffee machines, extractor hoods and matching sinks & taps

AVAILABLE AT SELECTED
MASTERCLASS®
KITCHENS
RETAILERS

BE A BARISTA! | MASTERCLASS MAGAZINE



Release Your Inner Barista



Creating delicious, barista style coffee is something most people would want for their morning wake up. This is now possible with Smeg's Espresso Coffee machines!

DELICIOUS AND AUTHENTIC

The ECF01 allows you to create delicious and authentic coffee with ease. Whether you prefer an espresso, cappuccino, latte or latte macchiato, the ECF01 allows you to create and enjoy your coffee in the comfort of your own home. It features a user friendly control panel with backlit buttons where you can adjust your settings and select single or double espresso or steam. Mix steam and air to your milk effortlessly to create a thick rich foam perfect for your cappuccino.



Slim in its design, but powerful with a 1350W pump and Thermoblock technology, the ECF01 reaches the ideal temperature for coffee brewing within minutes.

The gorgeous new pastel hues allow you to co-ordinate with your kitchen or mix-and-match with other colour ways available to add pops of colour to a neutral setting.

You can view the entire range from Smeg at [smeguk.com](https://www.smeguk.com)



Beautiful *real* Kitchens

Our stunning real kitchens speak for themselves. They are designed and installed by our network of dedicated and highly experienced partners. Here are just a few...

Visit masterclasskitchens.co.uk/real-kitchens to see more.



(2)



(4)



(5)



(1)



(3)

1. Wimbourne Graphite with Madoc Mayfield Oak
Designed and installed by Studio 62

2. Shelford Graphite
Designed and installed by Owen Williams

3. Sutton Autumn Blush with Portland Oak
Designed and installed by RLA Design & Development

4. Hampton Vintage Rose with Mulberry
Designed and installed by Euphoria Kitchens

5. Marlborough Highland Stone with Portland Oak
Designed and installed by Frank Anthony Kitchens

6. (Opposite page)
H Line Sutton Graphite with Portland Oak
Designed and installed by Sigma 3 Kitchens



(6)



(7)



(8)



(9)



(10)



(11)



(12)



(13)

7. (Opposite page)

Ashbourne Oxford Blue with Scots Grey

Designed and installed by Nailsea Electrical

8. Marlborough Highland Stone with Graphite

Designed and installed by Steven Booker Kitchens

9. Madoc Border Oak with Sutton Scots Grey

Designed and installed by KBB East Anglia

10. H Line Hampton Graphite with Madoc Mayfield Oak

Designed and installed by Studio 10

11. Solva Vintage Rose with Heritage Grey

Designed and installed by Kingswell Kitchens

12. Ashbourne Lava with Highland Stone

Designed and installed by KAD Interiors

13. H Line Sutton Heritage Grey with Autumn Blush

Designed and installed by Everfine Installations

Buying your *dream* Masterclass Kitchen

01

Can I buy directly from Masterclass Kitchens?

We manufacture our kitchen furniture and only supply via a network of approved and appointed kitchen specialists who possess the knowledge and skills needed to ensure you get the very best from your new Masterclass kitchen. They will be able to show you displays, samples and colour swatches of our products and design and install a kitchen to suit your budget.

04

How will my Masterclass Kitchen be supplied?

We have been manufacturing kitchens since 1975 and quality has always been tremendously important to our business. It is our belief that the best kitchens are rigid built and made in our factory by skilled craftsman and using the latest technology - not made up at your home. Your nearest retailer will be able to offer you advice on any kitchen queries you may have.

02

Where is my nearest Masterclass Kitchens retailer?

The first step of your journey to purchasing your Masterclass kitchen is to visit one of our approved Platinum Partner kitchen specialists. With new retailers opening up across the UK, your Masterclass retailer should never be too far away.

You can find their details at: masterclasskitchens.co.uk/retailers

05

How can I contact Masterclass Kitchens?

We always advise that you contact your chosen or nearest Masterclass Kitchens retailer should you have any questions or are looking for some advice on your new kitchen purchase. They have the knowledge and skills to ensure you get the very best from your Masterclass Kitchens experience. Should you want to contact us directly, please email: hello@masterclasskitchens.co.uk.

03

Where can I see Masterclass Kitchens displays?

Your local Masterclass Kitchens retailer will have a selection of displays, doors and handles for you to view. We strongly recommend that you always view a display or sample door before purchasing.

06

What is the standard kitchen warranty?

Your Masterclass Kitchen comes with a 10 year warranty and a lifetime guarantee on all moving parts. Your nearest retailer will be able to advise you and help you with any queries you may have regarding the warranty.



Find your nearest Platinum Partner retailer.

Scotland

Dunfermline	01592 774474
Galashiels	01896 759944
Glenrothes	01592 774474
Kirkcaldy	01592 774474
Perth	01738 638822

North

Blackburn	01254 693765
Doncaster	01302 364809
Fleetwood	01253 283786
Grimsby	01472 343853
Harrogate	01423 862286
Leeds	01133 910179
Lytham St Annes	01772 631316
Macclesfield	01625 464955
Morpeth	01670 789599
New Mills	01663 746851
Northallerton	01609 780289
Retford	01777 707656
Sheffield	01246 416642
Wirral	0151 6321670
York	01904 479792

Midlands

Dudley	01384455755
Duffield	01332 842534
Gloucester	01452 310451
Hampton-in-Arden	01675 442705
Henley-in-Arden	01789 488899
Hereford	01432 262820
Leicester North	01530 833960
Leicester South	01455 561200
Ludlow	01584 871960
Northampton	01604 385050
Nottingham	01159 842842
Stamford	01780 654321
Towcester	01327 358180
Wolverhampton	01902 710545
Worcester	01905 335408

East Anglia

Ipswich	01473 742200
Norwich	01603 666161
Royston	01763 271991

London

Fulham	0207 3840511
Perivale	0208 6162722
Richmond	0208 3329166
Watford	01923 369706

South

Abingdon	01235 554773
Arundel	01243 696700
Barnstaple	01271 267310
Basingstoke	01256 810460
Bideford	01237 423444
Bourne	01778 420700
Bourne End	01628 528712
Budleigh Salterton	01395 442463
Brighton East	01273 628618
Bristol	01179 246002
Camberley	01252 522400
Chelmsford	01245 392792
Chingford	0203 9031813
Dorchester	01305 520848
Esher	01372 467464
Fordingbridge	01425 650235
Hazlemere	01494 718585
Helston	01326 565522
Hemel Hempstead	01442 803303
Horley	01293 786116
Ingatstone	01277 350800
Ivybridge	01752 897800
Melksham	07500 520140
Polegate	01323 409222
Purbeck	01929 422345
Salisbury	01722 328777
Seaton	01297 22559

Sherborne

Storrington	01935 817111
Tiverton	01903 741004
Tring	01884 251675
Trowbridge	01442 827997
Wadebridge	01225 759800
Waterlooville	01208 813231
Whitstable	02392 176380
Winscombe	01843 593069
Witney	01934 844144
Wokingham	01993 704105
Worthing	0118 9783393
	01903 201901

Wales


Aberdare	01685 813869
Abergavenny	01873 850911
Cardiff East	02920 485888
Cardiff West	02920 593969
Dyffryn Ardudwy	01341 242015
Haverfordwest	01437 763623
Hay-on-Wye	01497 821374
Nefyn	01758 721081
Newport	01633 252187
St Asaph	01745 582786
Swansea	01792 790088

Channel Islands & Isle of Man

Guernsey	01481 710500
Isle of Man	01624 623222
Jersey	01534 865750



Say hello to your local Masterclass Kitchens partner



Order your copy of our latest brochure at [masterclasskitchens.co.uk](https://www.masterclasskitchens.co.uk)